


HOSE, CORD & CABLE

REELS

COXREELS SINCE 1923



COXREELS®

Your Reel Source



OUR MISSION

WE WILL LEAD THE INDUSTRY IN QUALITY & INNOVATION

We know that there can be no compromise when you live the philosophy of building the best! Every decision regarding our product design is made with one unwavering goal...



TO MAKE THE REQUIRED PRODUCT THE VERY BEST IT CAN BE.

YOUR REEL SOURCE



A HIGHER LEVEL OF STANDARDS



CPCT™ POWDER COAT
Our blue powder coat finish that is long lasting, chip resistant & rust inhibiting



BRASS SWIVEL
External fluid path, machined from solid brass, full flow, swivel for simple seal maintenance



STEEL AXLE
1" solid steel axle and lubricated bearings for extra strength & durability. Not a hollow tube & no fluid travels through it



CNC SPUN DISCS
All steel rolled edges & ribbed discs for added safety, strength & durability



CARTRIDGE MOTOR
Enclosed factory tuned & matched cartridge style motor for safe & easy replacement



EZ-COIL® SERIES
A patented safety system that retracts up to 80% slower than conventional reels



SPRING DRIVEN REELS OVERVIEW

	MATERIAL	LENGTH	MAX
GENERAL:	HOSE I.D. ¼" – 1½"	15' – 100'	300 – 5,000 PSI
FUEL:	HOSE I.D. ½" – 1"	25' – 75'	300 PSI
WELDING HOSE:	HOSE I.D. ¼"	25' – 100'	200 PSI
WELDING CABLE:	CABLE GA: #6 - #2/0	25' -50'	75 AMPS – 450 AMPS

	MATERIAL	LENGTH	MAX
ELECTRICAL:	CORD GA: 10 -16 GA	30' – 100'	13 – 35 AMPS
STATIC DISCHARGE:	CABLE SIZE: 5/32"	35' – 100'	50 – 100 AMPS
VACUUM:	HOSE I.D. 1½"	25'	29" HG



Dear Valued Customer,

Thank you for choosing COXREELS!

Entering into our 9th decade under the 3rd generation of family ownership and operation, we are proud to manufacture the industry's highest quality and widest variety of hose, cord, and cable reels. We remain aware that our products are called on to be the most reliable product built to faithfully perform in various settings and applications.

Our team takes great pride in our growth and innovation as a U.S. manufacturer. We recognize USA Made, USA Quality, and USA Support as critical components to delivering incomparable product value. These founding principles are displayed and reflected in each model and every part of the Coxreels product

line! Our advanced engineering and manufacturing processes make extensive use of in-house design, CNC machinery with robotic welding and robotic spin cell operations, and modern automation systems that allow us to develop and build state-of-the-art reeling platform solutions that meet the most demanding requirements in the industry.

In these pages you will see the quality, variety, value and innovation that has made us a world leading reel manufacturer. Over 80 years as the industry leader proves that constant learning and communication with the industries we serve, innovative engineering and the highest standards in quality and service ensure we will continue to innovate with new proprietary technologies, superior special

features and superior products that set the bar in the reel industry.

I also would like to offer my thanks to all of our customers who are the cornerstone of this business. It is with your support that we drive our position of leadership and innovation to new heights each and every year.




Sincerely,

Brad Cox
Brad Cox :: President



SUPER HUB

1/4" steel frame & support arm with dual axle support with SUPER HUB™ for increase strength & durability



LOW PROFILE RISER

Low profile riser with open drum slot allows for smooth even hose wraps that will not pinch or bind your hose. **NO HUMP!**



ALL WELDED STEEL "A" FRAME

All welded steel "A" frame for strength & durability. **NOT BOLTED!**



DIRECT DRIVE MOTORS

A solid steel halo is welded to the disc for a direct gear driven motor



2 YEAR WARRANTY

Coxreels proudly stands behind our reels as they are built to last!



USA MADE, QUALITY & SUPPORT

We take great pride in designing, building and supplying the world's finest reels made right here in the U.S.A.



HAND CRANK & MOTORIZED REELS OVERVIEW

	MATERIAL	LENGTH	MAX		MATERIAL	LENGTH	MAX
GENERAL:	HOSE I.D. 3/8" - 2"	50' - 700'	600 - 10,000 PSI	STATIC DISCHARGE	CABLE SIZE: 5/32"	200' - 250'	50 - 100 AMPS
WELDING GAS	HOSE I.D. 1/4" - 3/8"	50' - 250'	200 PSI	ELECTRICAL:	CORD GA: 10 -12 GA	200' - 250'	30 - 45 AMPS
WELDING CABLE	CABLE GA: #2 - #2/0	100' - 600'	450 AMPS	VACUUM:	HOSE I.D. 1 1/2"	50'	29" HG



INDEX

OUR MISSION

MESSAGE FROM THE PRESIDENT pg **2-3**

HOW TO ORDER

TO GET THE PERFECT REEL pg **6**

SPRING DRIVEN

EZ-COIL® & FEATURE FOCUS..... pg **7-9**

SPRING DRIVEN

REELS..... pg **10-33**

HAND CRANK & MOTOR DRIVEN

FEATURE FOCUS pg **34-35**

HAND CRANK & MOTOR DRIVEN


REELS..... pg **36-49**

SPRING DRIVEN

ACCESSORIES pg **50-51**



HAND CRANK & MOTOR DRIVEN










ACCESSORIES pg **50-53**

SERIES	PAGE	SPRING DRIVEN	HAND CRANK	MOTORIZED	HOSE I.D. / CORD GA	MAX PSI / AMPS
 LG Series Compact hose reels	10	•			1/4" - 3/8"	300
 P / EZ-P Series Performance hose reels	11	•			1/4" - 1/2"	Up to 5000
 SH / EZ-SH Series Heavy duty Super Hub™ hose reels	12	•			1/4" - 3/4"	Up to 5000
 T / EZ-T Series Supreme duty "truck mount" reels with Super Hub™ & a full frame	13	•			1/4" - 1"	Up to 5000
 C Series "2 in 1" hose reels	14	•			1/4" - 1/2"	Up to 5000
 C Air/Electric Series "2 in 1" hose & cord reels	15	•			3/8" 12-16 GA	Up to 300 / 25A
 EN / EZ-EN Series Enclosed hose reels	16	•			1/4" - 1/2"	Up to 5000
 E / EZ-E Series Expandable bank system hose reels	17	•			1/4" - 1/2"	Up to 5000
 S / EZ-S Series Side mount hose reels	18	•			1/4" - 1/2"	Up to 5000
 SG / EZ-SG Series Side mount hose reels with guide arm	19	•			1/4" - 1/2"	Up to 5000

SERIES	PAGE	SPRING DRIVEN	HAND CRANK	MOTORIZED	HOSE I.D. / CORD GA	MAX PSI / AMPS
 SP Series Single high capacity hose reels	20	•			1/2" - 1-1/2"	Up to 2500
 DP Series Dual high capacity hose reels	21	•			3/8" - 3/4"	Up to 3000
 300 Series Exhaust hose reels	22	•			4" - 6"	-
 V Series Vacuum hose reels	23	•			1-1/2"	-
 P-W & SH-W / EZ-PW & EZ-SHW Series Welding hose reels	24	•			1/4"	200
 SW Series Side mount welding hose reels	18	•			1/4"	200
 SGW / EZ-SGW Series Side mount welding reels with guide arm	19	•			1/4"	200
 P-WC Series Welding cable reels	25	•			#2/0 GA - #6 GA	Up to 450A
 PC¹⁰ Series Compact power cord reels	26	•			12 GA - 16 GA	Up to 20A
 PC Series Power cord reels	27	•			10 GA - 16 GA	Up to 35A



SERIES	PAGE	SPRING DRIVEN	HAND CRANK	MOTORIZED	HOSE I.D. / CORD GA	MAX PSI / AMPS
 SD & SDH / EZ-SD Series Static discharge cable reels	28	•	•		3/32"	Up to 100A
 Nitro-Pro & Alumi-Pro Series Aluminum hose reels & nitrogen hose reels	29	•			1/4" - 1/2"	300
 Pure Flow Series Breathing air & clean fluid hose reels	30	•	•	•	3/8" - 1/2"	Up to 6000
 MPD, TDMP & 1275HP Series Dual hydraulic hose reels	31	•	•	•	1/4" - 1/2"	Up to 10000
 SS P, SH, T & EN Series Stainless steel hose reels	32	•			3/8" - 3/4"	Up to 3000
 DEF & Fuel Series DEF and fuel hose reels	33	•			1/2" - 1"	300
 100 Series Compact hose reels	36		•		3/8" - 3/4"	Up to 4000
 CM & DM Series Portable hose reels	37		•		3/8" - 1/2"	Up to 4000
 SM Series Swivel mount hose reels	38		•		3/8"-1/2"	Up to 4000
 112Y Series Compact hose, cord & cable storage reels	39		•		3/8" - 1/2" 8GA - 16GA	-

SERIES	PAGE	SPRING DRIVEN	HAND CRANK	MOTORIZED	HOSE I.D. / CORD GA	MAX PSI / AMPS
 1125 Series Hand crank & motor driven hose reels	40		•	•	3/8" - 1"	Up to 5000
 1175 Series Hand crank & motor driven hose reels	41		•	•	3/4" - 1"	Up to 3000
 1185 Series Large capacity / volume hose reels	42		•	•	1-1/4" - 1-1/2"	Up to 3000
 1195 Series Large capacity / volume hose reels	43		•	•	1-1/2" - 2"	Up to 600
 1275 Series Large capacity dual hose reels	44		•	•	1/2"-1"	Up to 3000
 100W & 1275W-C Series Large capacity welding hose reels	45		•	•	1/4" - 3/8"	200
 100WCL & 1125WCL Series Welding cable reels	46		•	•	#2/0GA- #2GA	Up to 450A
 1125PCL Series Large capacity power cord reels	47		•	•	10GA - 12GA	Up to 45A
 SS 100, 1125 & 1175 Series Stainless steel hose reels	48		•	•	3/8" - 1"	Up to 4000
 Storage Series Large capacity hose, cord & cable storage reels	49		•	•	1/4" - 1-1/2"	-

HOW TO ORDER

SELECTING THE PROPER REEL

The size, length and type of hose to be handled are primary factors in selecting the proper reel for your job. The following points should be considered:

1. HOSE I.D., O.D. & LENGTH

When space permits, select a reel with greater hose capacity than you require. This allows you to rewind the hose with less care and keeps the hose well protected within the disc dimension, even if the hose is not wound in uniform coils. (See hose selection chart below)

2. SIZE & TYPE OF SWIVEL JOINT & SEAL FOR INLET & OUTLET

In selecting your reel please note the size of your hose versus the inlet and outlet sizes. Reducing your fitting & hose size will allow for more hose capacity. Please refer to the o-ring seal compatibility chart on page 50 for special application requirements.

3. RETRACTION METHOD & PROPER USE

Choose from Spring Driven, Hand Crank or Motor Driven retraction.

SPRING DRIVEN: Automatic rewind requiring no power source. Operator is to guide the hose or cord as it self-retracts and wraps around the drum. **For models to be mounted 15 feet above the floor, consult factory & specify on P.O.'s for proper spring retraction motor.**

HAND CRANK: Operator must manually crank the reel and guide the hose or cord evenly as it wraps around the drum to reach full capacity.

MOTOR DRIVEN: Requires a power source to operate in AC, DC, Air or Hydraulic power. On/Off switches and speed controllers are available to help control retraction speed. You must guide the hose or cord efficiently back on the reel to reach full capacity.

4. MOUNTING POSITION

Determine which mounting position you require. All reels are shipped in the floor-ceiling mount (FM) position with the exception of the "T," "EN," and "SD" Series, which are shipped in the wall-truck mount (WM) position. See diagram to the right for the "SP & DP" Series as well.

5. CHOOSE TYPE OF HOSE

Consider temperature, product type and pressure required (PSI).

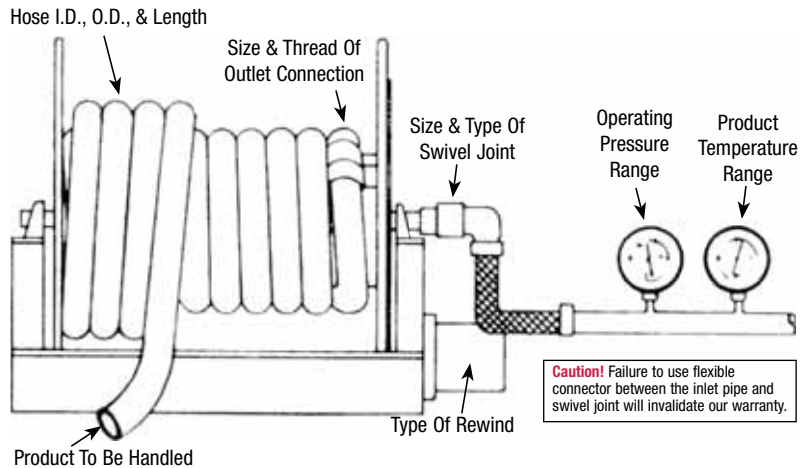
Always use good quality hose rated for the service and operating pressure required. Poor quality hose tends to expand and contract under pressure surges. When this happens, hose remaining on the reel may bind and become difficult to handle. In extreme cases, poor quality hose may expand under pressure to the extent that the reel becomes distorted and inoperable.

6. ADDITIONAL OPTIONS

Customize your reel to meet your exact requirements. Once you select your reel type consider the different add-on features such as roller brackets, special mounting brackets, carry handles or a cart for portability. See the options available indicated on each page.

BASIC INFORMATION

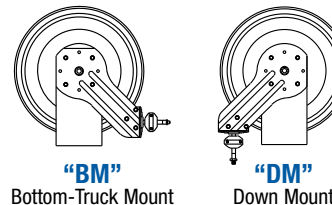
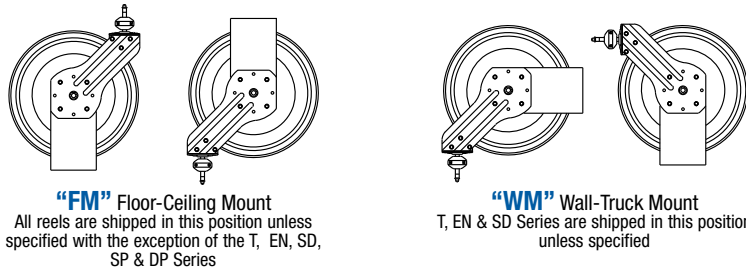
The Diagram Below Indicates The Basic Information Which Should Be Determined Before Ordering.



MOUNTING POSITIONS

The Diagrams Below Indicate The Mounting Positions Which Should Be Determined Before Ordering.

ALL MODELS with the exception of the SP & DP Series



E-MAIL INFORMATION

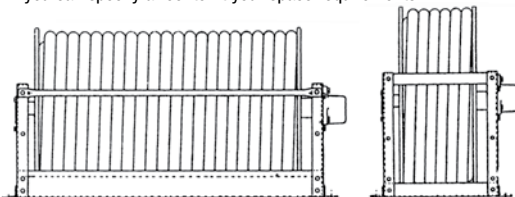
If you would like more information, feel free to e-mail us concerning your order or general questions you may have.

For general info or questions:
info@coxreels.com

For technical assistance:
techassist@coxreels.com

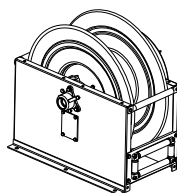
HOSE SELECTION

The drawing below shows two reels with different shapes and dimensions but with identical hose capacity. In most cases, more than one reel will handle the size and length of hose you need, so you can specify a reel to fit your space requirements.

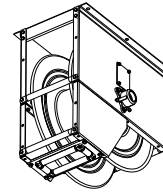


See Page 50 For Hose Assemblies & Component Parts

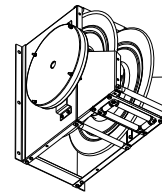
SP & DP SERIES



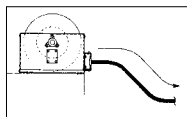
"FM" Floor-Ceiling Mount (Drag)
All SP & DP Series are shipped in this position unless specified



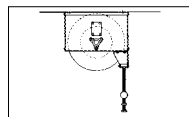
"CM" Ceiling Mount (Lift, Stretch Or Recover)



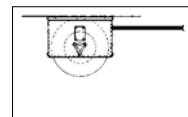
"WM" Wall Mount (Lift)



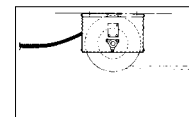
DRAG
With Roller Guide



LIFT
With Roller Guide



STRETCH
With Or Without Roller Guide
Special Spring Motor Required,
Consult Factory



RECOVER
(Pick-up) No Roller Guide Needed,
Special Spring Motor Required,
Consult Factory

EZ-COIL®

SAFETY CONTROLLED RETRACTION

COXREELS Safety Series reels featuring the patented EZ-Coil® Rewind Safety System, engineered and developed exclusively by Coxreels, are the only choice for safe spring driven hose, cord and cable reel operation in the workplace. EZ-Coil® works uni-directionally without any increase to the amount of resistance when pulling out the hose, cord or cable. But, when engaged upon recoil, it controls the aggressive spring motor energy resulting in a reel that retracts at a safe and steady pace. Upgrade your workplace with EZ-Coil® equipped professional grade industrial hose, cord, and cable reels!

INCREASED SAFETY HOW?

- ▶ Reduce retraction speed by up to 80%
- ▶ Control hose or cord whip hazard
- ▶ Requires no external power source
- ▶ Enhance operator and workplace safety
- ▶ Keep your workplace organized
- ▶ Utilize space and maximize efficiency
- ▶ Improve hose, cord & cable management
- ▶ Extend longevity of hose, cord & cable
- ▶ Increase productivity

COXREELS
EZ-COIL®

LET'S COMPARE	SPEED	WHIPPING	IMPACT
EZ-COIL® Up To 80% Slower Retraction	5 ft./sec.	0 to 1 ft.	0 to 1 ft./lbs.
Conventional SPRING DRIVEN REELS	25 ft./sec.	5 to 15 ft.	500 ft./lbs.

Based on an independent evaluation performed by Coxreels. Depending on certain conditions, results may vary.



Go online to view **EZ-COIL®** catalog & videos of features & benefits at www.COXREELS.com



SPRING DRIVEN

SPRING DRIVEN



PROFESSIONAL GRADE FEATURES :: HOSE REELS



Go online to view videos of features & benefits
www.COXREELS.com

Adjustable solid rubber hose stop for lead length positioning

Versatile guide arm adjusts to wall, floor, ceiling & vehicle mounting

External fluid path with machined from solid brass 90° full-flow NPT swivel that screws directly on 1" solid steel axle, for simple seal maintenance and fast and easy hose installation

High quality steel construction with our durable CPC™ powder coat finish


Heavy duty spun discs with rolled edges for greater strength, made with first of it's kind CNC robotic spin cell

Enclosed factory tuned and matched cartridge-style spring motor for safe and easy maintenance


Heavy gauge 1/4" steel base & support post for maximum stability

ALSO AVAILABLE WITH STAINLESS STEEL construction & swivel


SUPER HUB™ EQUIPPED MODELS: INCREASED REEL STRENGTH for more demanding applications with multiple support to the axle



Double axle support on SH, MP & HP Series



Triple axle support with Super Hub™ & a full frame on T Series



MIRROR YOUR REEL
 Reverse your reel with suffix option **-BXR**





CORD REELS :: PROFESSIONAL GRADE FEATURES

SPRING DRIVEN



Versatile guide arm adjusts to wall, floor, ceiling & vehicle mounting

Adjustable solid rubber hose stop for lead length positioning

Heavy duty spun discs with rolled edges for greater strength, made with first of it's kind CNC robotic spin cell


Heavy gauge powder coated steel components cover protecting the slip ring & all electrical components

High quality steel construction with our durable CPC™ powder coat finish


Includes 5' lead cable & grounding plug
(Except on less cord models)

Enclosed factory tuned and matched cartridge-style spring motor for safe and easy maintenance
(Located under protective component cover)

Choice of electrical accessories



LG SERIES COMPACT EFFICIENT HOSE & TUBING REELS



Under counter mounted for compact, out of the way storage

COXREELS® LG Series “Little Giant” is the first lightweight - heavy duty reel on the market. The LG is perfect for commercial or industrial applications where space or budget is limited. It is extremely lightweight and compact and can install almost anywhere. This little giant can accept either a 1/4" or 3/8" hose to tackle the jobs of reels almost double its size.

LOW PRESSURE

Models with hose are for air or water service with a maximum temperature 150° F. Models less hose can be used for air, water or oil. **Note: Do not exceed listed hose O.D. to obtain maximum length.**

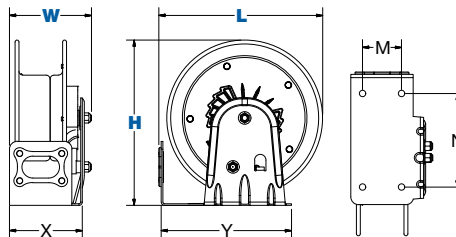
HOSE						LESS HOSE		SIZE INDEX
MODEL	I.D.	O.D.	FT.	PSI	APRX. LBS.	MODEL	APRX. LBS.	
LG-LP-115	1/4"	1/2"	15	300	9	LG-LPL-115	8	1
LG-LP-125	1/4"	1/2"	25	300	11	LG-LPL-125	8	1
LG-LP-310	3/8"	5/8"	10	300	9	LG-LPL-310	8	1
LG-LP-320	3/8"	5/8"	20	300	11	LG-LPL-320	8	1

REEL DIMENSIONS

Technical Data Sheets Available On Website

SIZE INDEX	W	H	L	X	Y	M	N
1	5 1/4"	10 5/8"	10 1/2"	4 11/16"	8 3/8"	2 1/2"	6"

Overall Dimensions Base Mounting Pattern



LG SERIES :: REEL SPECIFICATIONS

SWIVEL

- External fluid path with machined from solid brass 90° full-flow NPT swivel inlet
- Swivel Seals: NITRILE

DESIGN & STRUCTURE

- Compact & lightweight spring driven hose reel save space & facilitate workplace organization
- CoxComposite™ grommet with continuous radius design that does not pinch or catch the hose during operation
- Solid one piece, 12GA steel base & support post for maximum stability
- 1/2" solid steel axle & lubricated precision bearings for smooth rotation
- Designed for lightweight PVC hose & tubing

RETRACTION

- Enclosed factory tuned & matched cartridge-style spring motor
- Non-corrosive CoxComposite™ ratchet hub with self lubricating bronze bearings secures hose at desired length

SIGNATURE FEATURES

- Professional grade heavy duty steel construction
- Durable proprietary CPC™ powder coat process
- Rolled edges & ribbed discs provide strength & safety
- Leading 2-year manufacturer's limited warranty
- Made in the U.S.A. - Sold & Supported Worldwide

POSSIBLE FIELDS OF APPLICATION

- Pneumatic Tools
- Tubing Applications
- Washdown
- General Commercial & Industrial
- Bench Mount
- Machine Shops
- Maintenance, Repair & Operations
- Service / Mechanic / Utility Vehicles

ACCESSORIZE YOUR REEL :: PG 50

- O-Rings & Swivels
- Assorted Reel Accessories

COXREELS® LG FEATURES



CoxComposite™ Hub Features

- Integrates High-Strength Composite With Self Lubricating Bronze Bearing
- Over 100% More Impact Strength Than Typical Glass Filled Polypropylene Used In Other Reels
- Strength Actually Increases By 20% At Sub-Zero Temperatures (Actual Test Results Measured At -40°C)
- Excellent Chemical Resistance

COXREELS® LG FEATURES



CoxComposite™ Grommet Features

- Continuous Radius Design Allows The Use Of Various Size Tubing In Addition To Standard Hose Sizes
- Absolutely No Pinching & No Place To Catch
- Bearing Grade, FDA-Compliant Composite
- Excellent Chemical Resistance

PERFORMANCE HOSE REELS P SERIES

COXREELS® P Series "Performance" spring driven hose reels have a long history of dependability and trouble free performance. Their compact space-saving size and heavy duty construction make them highly versatile and virtually indestructible. Time-tested proven components, superior design and craftsmanship have contributed to it's worldwide reputation as the most trusted hose reel.

LOW PRESSURE

Models with hose are for air or water service with a maximum temperature 150° F. Models less hose can be used for air, water or oil.
Note: Do not exceed listed hose O.D. to obtain maximum length.

HOSE							LESS HOSE		SIZE INDEX
MODEL	I.D.	O.D.	FT.	PSI	APRX. LBS.	EZ-COIL MODELS	MODEL	APRX. LBS.	
P-LP-125	1/4"	1/2"	25	300	27	EZ-P-LP-125	P-LPL-125	24	1
P-LP-130	1/4"	1/2"	30	300	27	-	P-LPL-130	24	1
P-LP-135	1/4"	1/2"	35	300	28	EZ-P-LP-135	P-LPL-135	25	1
P-LP-140	1/4"	1/2"	40	300	38	-	P-LPL-140	34	3
P-LP-150	1/4"	1/2"	50	300	40	EZ-P-LP-150	P-LPL-150	35	3
P-LP-325	3/8"	5/8"	25	300	28	EZ-P-LP-325	P-LPL-325	25	2
P-LP-330	3/8"	5/8"	30	300	37	EZ-P-LP-330	P-LPL-330	33	3
P-LP-335	3/8"	5/8"	35	300	38	EZ-P-LP-335	P-LPL-335	34	3
P-LP-340	3/8"	5/8"	40	300	39	-	P-LPL-340	34	3
P-LP-350	3/8"	5/8"	50	300	43	EZ-P-LP-350	P-LPL-350	36	3
P-LP-415	1/2"	3/4"	15	300	41	-	P-LPL-415	38	4
P-LP-425	1/2"	3/4"	25	300	44	-	P-LPL-425	39	4
P-LP-430	1/2"	3/4"	30	300	45	EZ-P-LP-430	P-LPL-430	40	4
P-LP-450	1/2"	3/4"	50	300	48	EZ-P-LP-450	P-LPL-450	43	4

To order EZ-Coil® equipped models less hose, please add prefix "EZ-"

MEDIUM PRESSURE

Reels are furnished with standard one wire braid hose suitable for air, water or oil applications. Hose exceeds SAE R1 specifications. Maximum temperature 250° F. **Note: Do not exceed listed hose O.D. to obtain maximum length.**

HOSE							LESS HOSE		SIZE INDEX
MODEL	I.D.	O.D.	FT.	PSI	APRX. LBS.	EZ-COIL MODELS	MODEL	APRX. LBS.	
P-MP-320	3/8"	1 1/16"	20	3000	46	-	P-MPL-320	41	4
P-MP-325	3/8"	1 1/16"	25	3000	49	-	P-MPL-325	42	4
P-MP-330	3/8"	1 1/16"	30	3000	51	-	P-MPL-330	43	4
P-MP-335	3/8"	1 1/16"	35	3000	52	-	P-MPL-335	43	4
P-MP-420	1/2"	1 3/16"	20	2500	47	-	P-MPL-420	41	4
P-MP-425	1/2"	1 3/16"	25	2500	49	EZ-P-MP-425	P-MPL-425	42	4
P-MP-430	1/2"	1 3/16"	30	2500	51	EZ-P-MP-430	P-MPL-430	43	4

To order EZ-Coil® equipped models less hose, please add prefix "EZ-"

HIGH PRESSURE

Reels are furnished standard with S.A.E. 100R16 #1 or #2 wire braid hose suitable for grease and hydraulic oil applications. Maximum temp. 250° F. **Note: Do not exceed listed hose O.D. to obtain maximum length.**

HOSE							LESS HOSE		SIZE INDEX
MODEL	I.D.	O.D.	FT.	PSI	APRX. LBS.	EZ-COIL MODELS	MODEL	APRX. LBS.	
P-HP-120	1/4"	9/16"	20	5000	46	-	P-HPL-120	41	4
P-HP-125	1/4"	9/16"	25	5000	48	EZ-P-HP-125	P-HPL-125	42	4
P-HP-130	1/4"	9/16"	30	5000	50	-	P-HPL-130	43	4
P-HP-135	1/4"	9/16"	35	5000	51	-	P-HPL-135	43	4
P-HP-320	3/8"	1 1/16"	20	4000	47	-	P-HPL-320	41	4
P-HP-325	3/8"	1 1/16"	25	4000	49	EZ-P-HP-325	P-HPL-325	42	4
P-HP-330	3/8"	1 1/16"	30	4000	51	-	P-HPL-330	43	4

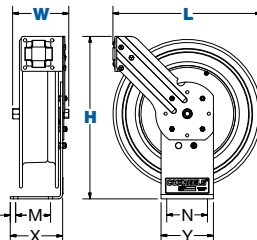
To order EZ-Coil® equipped models less hose, please add prefix "EZ-"

REEL DIMENSIONS

Technical Data Sheets Available On Website

SIZE INDEX	W	H	L	X	Y	M	N
1	57/8"	147/8"	131/2"	5"	6"	3"	5"
2	61/2"	147/8"	131/2"	5"	6"	3"	5"
3	63/4"	185/8"	171/8"	6"	6"	4"	5"
4	7"	185/8"	171/8"	6"	6"	4"	5"

Overall Dimensions Base Mounting Pattern



P SERIES :: REEL SPECIFICATIONS

SWIVEL

- External fluid path with machined from solid brass 90° full-flow NPT swivel inlet (Zinc plated steel swivel on HP models)
- Swivel Seals: NITRILE

DESIGN & STRUCTURE

- Sturdy single pedestal reel with space saving design facilitates workplace organization
- Guide arm adjusts to wall, floor, vehicle & overhead positions
- Solid one piece, heavy gauge 1/4" steel base & support post for maximum stability
- 1" solid steel axle & lubricated precision bearings for smooth rotation

RETRACTION

- Controlled retraction speed up to 80% slower on EZ-COIL models :: See page 7 for details
- Enclosed factory tuned & matched cartridge-style spring motor
- Non-corrosive stainless steel spring, pawl & zinc plated ratchet
- Multi-position lock ratchet mechanism secures hose at desired length

SIGNATURE FEATURES

- Professional grade heavy duty steel construction
- Durable proprietary CPC™ powder coat process
- Rolled edges & ribbed discs provide strength & safety
- Leading 2-year manufacturer's limited warranty
- Made in the U.S.A. - Sold & Supported Worldwide

POSSIBLE FIELDS OF APPLICATION

- Air/Water Services
- Pneumatic Tools
- Washdown
- Lubrication
- Chemical Fluid Transfer
- General Industrial
- Manufacturing Plants & Facilities
- Maintenance, Repair & Operations
- Automotive & Fleet Service Centers

ACCESSORIZE YOUR REEL :: PG 50

- O-Rings & Swivels
- Mounting Brackets
- Hoses
- Assorted Reel Accessories



SH, MP & HP SERIES HEAVY DUTY HOSE REELS



Double axle support with Super Hub™

SH, MP & HP SERIES :: REEL SPECIFICATIONS

SWIVEL

- External fluid path with machined from solid brass 90° full-flow NPT swivel inlet (Zinc plated steel swivel on HP models)
- Swivel Seals: NITRILE

DESIGN & STRUCTURE

- Sturdy single pedestal reel features Coxreels' exclusive Super Hub™ dual axle support system
- Guide arm adjusts to wall, floor, vehicle & overhead positions
- Solid one piece, heavy gauge 1/4" steel base & support post for maximum stability
- 1" solid steel axle & lubricated precision bearings for smooth rotation

RETRACTION

- Controlled retraction speed up to 80% slower on EZ-COIL models :: See page 7 for details
- Enclosed factory tuned & matched cartridge-style spring motor
- Non-corrosive stainless steel spring, pawl & zinc plated ratchet
- Multi-position lock ratchet mechanism secures hose at desired length

SIGNATURE FEATURES

- Professional grade heavy duty steel construction
- Durable proprietary CPC™ powder coat process
- Rolled edges & ribbed discs provide strength & safety
- Leading 2-year manufacturer's limited warranty
- Made in the U.S.A. - Sold & Supported Worldwide

POSSIBLE FIELDS OF APPLICATION

- Air/Water Services
- Pneumatic Tools
- Washdown
- Lubrication
- Service / Mechanic / Utility Vehicles
- Chemical Fluid Transfer
- General Industrial
- Manufacturing Plants & Facilities
- Maintenance, Repair & Operations
- Automotive & Fleet Service Centers

ACCESSORIZE YOUR REEL :: PG 50

- O-Rings & Swivels
- Mounting Brackets
- Hoses
- Assorted Reel Accessories



COXREELS® SH Series "Super Hub™" spring driven hose reels, like the P Series, have a long history of dependable performance. The larger chassis and frame accommodate longer lengths and larger diameters of hose. Coxreels' original Super Hub™ dual axle support system increases the stability during operation, reduces vibration and strengthens the structural integrity of the reel.

LOW PRESSURE

Models with hose are for air or water service with a maximum temperature 150° F. Models less hose can be used for air, water or oil. **Note: Do not exceed listed hose O.D. to obtain maximum length.**

HOSE							LESS HOSE		SIZE INDEX
MODEL	I.D.	O.D.	FT.	PSI	APRX. LBS.	AVAILABLE IN EZ-COIL	MODEL	APRX. LBS.	
SH-N-160	1/4"	1/2"	60	300	50	-	SHL-N-160	45	1
SH-N-350	3/8"	5/8"	50	300	50	EZ-SH-350	SHL-N-350	44	2
SH-N-360	3/8"	5/8"	60	300	53	-	SHL-N-360	46	2
SH-N-375	3/8"	5/8"	75	300	68	EZ-SH-375	SHL-N-375	59	3
SH-N-3100	3/8"	5/8"	100	300	71	EZ-SH-3100	SHL-N-3100	60	3
SH-N-435	1/2"	3/4"	35	300	49	-	SHL-N-435	43	2
SH-N-440	1/2"	3/4"	40	300	52	-	SHL-N-440	45	2
SH-N-450	1/2"	3/4"	50	300	54	EZ-SH-450	SHL-N-450	46	2
SH-N-475	1/2"	3/4"	75	300	68	EZ-SH-475	SHL-N-475	57	4
SH-N-4100	1/2"	3/4"	100	300	81	EZ-SH-4100	SHL-N-4100	66	4
SH-N-525	3/4"	1 1/16"	25	300	52	EZ-SH-525	SHL-N-525	45	5
SH-N-535	3/4"	1 1/16"	35	300	57	-	SHL-N-535	47	5
SH-N-550	3/4"	1 1/16"	50	300	69	EZ-SH-550	SHL-N-550	56	6

To order EZ-Coil® equipped models less hose, please add prefix "EZ-"

MEDIUM PRESSURE

Reels are furnished with standard one wire braid hose suitable for air, water or oil applications. Hose exceeds SAE R1 specifications. Maximum temperature 250° F. **Note: Do not exceed listed hose O.D. to obtain maximum length.**

HOSE							LESS HOSE		SIZE INDEX
MODEL	I.D.	O.D.	FT.	PSI	APRX. LBS.	AVAILABLE IN EZ-COIL	MODEL	APRX. LBS.	
MP-N-340	3/8"	1 1/16"	40	3000	63	-	MPL-N-340	53	2
MP-N-350	3/8"	1 1/16"	50	3000	65	EZ-MP-350	MPL-N-350	53	2
MP-N-435	1/2"	1 3/16"	35	2500	61	-	MPL-N-435	51	2
MP-N-440	1/2"	1 3/16"	40	2500	62	-	MPL-N-440	51	2
MP-N-450	1/2"	1 3/16"	50	2500	67	EZ-MP-450	MPL-N-450	53	7
MP-N-525	3/4"	1 1/16"	25	1500	61	-	MPL-N-525	51	5
MP-N-535	3/4"	1 1/16"	35	1500	68	-	MPL-N-535	54	5

To order EZ-Coil® equipped models less hose, please add prefix "EZ-"

HIGH PRESSURE

Reels are furnished standard with S.A.E. 100R16 #1 or #2 wire braid hose suitable for grease and hydraulic oil applications. Maximum temp. 250° F. **Note: Do not exceed listed hose O.D. to obtain maximum length.**

HOSE							LESS HOSE		SIZE INDEX
MODEL	I.D.	O.D.	FT.	PSI	APRX. LBS.	AVAILABLE IN EZ-COIL	MODEL	APRX. LBS.	
HP-N-140	1/4"	9/16"	40	5000	62	-	HPL-N-140	53	7
HP-N-150	1/4"	9/16"	50	5000	64	EZ-HP-150	HPL-N-150	53	7
HP-N-160	1/4"	9/16"	60	5000	70	-	HPL-N-160	56	7
HP-N-335	3/8"	1 1/16"	35	4000	61	-	HPL-N-335	52	7
HP-N-340	3/8"	1 1/16"	40	4000	64	-	HPL-N-340	54	7
HP-N-350	3/8"	1 1/16"	50	4000	65	EZ-HP-350	HPL-N-350	53	8

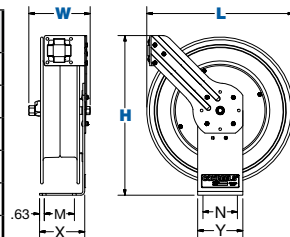
To order EZ-Coil® equipped models less hose, please add prefix "EZ-"

REEL DIMENSIONS

Technical Data Sheets Available On Website

SIZE INDEX	W	H	L	X	Y	M	N
1	7 5/8"	21 1/4"	19 1/2"	6"	6"	4"	5"
2	8 1/4"	21 1/4"	19 1/2"	6"	6"	4"	5"
3	8 1/4"	21 1/4"	24"	6"	6"	4"	5"
4	8 3/4"	25 1/2"	24"	6"	6"	4"	5"
5	9 3/8"	25 1/2"	19 1/2"	6"	6"	4"	5"
6	9 1/8"	25 1/2"	24"	6"	6"	4"	5"
7	8 3/4"	25 1/2"	19 1/2"	6"	6"	4"	5"
8	9 1/4"	25 1/2"	19 1/2"	6"	6"	4"	5"

Overall Dimensions Base Mounting Pattern



SUPREME DUTY HOSE REELS T SERIES

COXREELS® T Series "Truck Mount" spring driven hose reels are the toughest hose reels in the spring driven line. The extra large chassis with dual pedestal-style arms and Coxreels' Super Hub™ provides triple axle support while reducing vibration and strengthening the structural integrity of the reel. Making it perfect for off-road applications that demand reliability in the most abusive and demanding environments.

LOW PRESSURE

Models with hose are for air or water service with a maximum temperature 150° F. Models less hose can be used for air, water or oil.
Note: Do not exceed listed hose O.D. to obtain maximum length.

HOSE							LESS HOSE		SIZE INDEX
MODEL	I.D.	O.D.	FT.	PSI	APRX. LBS.	AVAILABLE IN EZ-COIL	MODEL	APRX. LBS.	
TSH-N-350	3/8"	5/8"	50	300	61	EZ-TSH-350	TSHL-N-350	55	1
TSH-N-375	3/8"	5/8"	75	300	82	EZ-TSH-375	TSHL-N-375	73	2
TSH-N-3100	3/8"	5/8"	100	300	85	EZ-TSH-3100	TSHL-N-3100	74	2
TSH-N-3125	3/8"	5/8"	125	300	103	-	TSHL-N-3125	90	2
TSH-N-450	1/2"	3/4"	50	300	63	EZ-TSH-450	TSHL-N-450	55	1
TSH-N-475	1/2"	3/4"	75	300	82	EZ-TSH-475	TSHL-N-475	71	2
TSH-N-4100	1/2"	3/4"	100	300	95	EZ-TSH-4100	TSHL-N-4100	80	2
TSH-N-535	3/4"	1 1/16"	35	300	77	EZ-TSH-535	TSHL-N-535	67	3
TSH-N-550	3/4"	1 1/16"	50	300	83	EZ-TSH-550	TSHL-N-550	70	3
TSH-N-575	3/4"	1 1/16"	75	300	93	-	TSHL-N-575	73	4
TSH-N-635	1"	1 1/2"	35	300	92	-	TSHL-N-635	71	5
TSH-N-650	1"	1 1/2"	50	300	98	-	TSHL-N-650	77	4

To order EZ-Coil® equipped models less hose, please add prefix "EZ-"

MEDIUM PRESSURE

Reels are furnished with standard one wire braid hose suitable for air, water or oil applications. Hose exceeds SAE R1 specifications. Maximum temperature 250° F. **Note: Do not exceed listed hose O.D. to obtain maximum length.**

HOSE							LESS HOSE		SIZE INDEX
MODEL	I.D.	O.D.	FT.	PSI	APRX. LBS.	AVAILABLE IN EZ-COIL	MODEL	APRX. LBS.	
TMP-N-350	3/8"	1 1/16"	50	3000	74	EZ-TMP-350	TMPL-N-350	61	1
TMP-N-375	3/8"	1 1/16"	75	3000	99	EZ-TMP-375	TMPL-N-375	80	2
TMP-N-3100	3/8"	1 1/16"	100	3000	106	-	TMPL-N-3100	82	2
TMP-N-450	1/2"	1 3/16"	50	2500	77	EZ-TMP-450	TMPL-N-450	64	1
TMP-N-475	1/2"	1 3/16"	75	2500	100	EZ-TMP-475	TMPL-N-475	80	2
TMP-N-4100	1/2"	1 3/16"	100	2500	106	-	TMPL-N-4100	80	2
TMP-N-525	3/4"	1 1/16"	25	1500	67	-	TMPL-N-525	57	6
TMP-N-535	3/4"	1 1/16"	35	1500	88	-	TMPL-N-535	74	3
TMP-N-550	3/4"	1 1/16"	50	1500	94	EZ-TMP-550	TMPL-N-550	74	3
TMP-N-575	3/4"	1 1/16"	75	1500	100	-	TMPL-N-575	77	7
TMP-N-650	1"	1 3/8"	50	1250	116	-	TMPL-N-650	81	7

To order EZ-Coil® equipped models less hose, please add prefix "EZ-"

HIGH PRESSURE

Reels are furnished standard with S.A.E. 100R16 #1 or #2 wire braid hose suitable for grease and hydraulic oil applications. Maximum temp. 250° F. **Note: Do not exceed listed hose O.D. to obtain maximum length.**

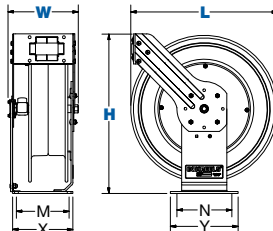
HOSE							LESS HOSE		SIZE INDEX
MODEL	I.D.	O.D.	FT.	PSI	APRX. LBS.	AVAILABLE IN EZ-COIL	MODEL	APRX. LBS.	
THP-N-150	1/4"	9/16"	50	5000	74	EZ-THP-150	THPL-N-150	62	1
THP-N-175	1/4"	9/16"	75	5000	88	EZ-THP-175	THPL-N-175	71	2
THP-N-1100	1/4"	9/16"	100	5000	104	EZ-THP-1100	THPL-N-1100	82	2
THP-N-350	3/8"	1 1/16"	50	4000	78	EZ-THP-350	THPL-N-350	66	1
THP-N-375	3/8"	1 1/16"	75	4000	98	EZ-THP-375	THPL-N-375	80	2

To order EZ-Coil® equipped models less hose, please add prefix "EZ-"

REEL DIMENSIONS

SIZE INDEX	W	H	L	X	Y	M	N
1	9 3/8"	21 1/4"	19 1/2"	8"	9"	7"	8"
2	9 3/8"	25 1/2"	24"	8"	9"	7"	8"
3	9 7/8"	25 1/2"	24"	8"	9"	7"	8"
4	12"	25 1/2"	24"	8"	9"	7"	8"
5	10"	25 1/2"	24"	8"	9"	7"	8"
6	9 7/8"	21 7/8"	20 3/8"	8"	9"	7"	8"
7	12 1/2"	25 1/2"	24"	8"	9"	7"	8"

Overall Dimensions Base Mounting Pattern



Triple axle support with a full frame & Super Hub™

T SERIES :: REEL SPECIFICATIONS

SWIVEL

- External fluid path with machined from solid brass 90° full-flow NPT swivel inlet (Zinc plated steel swivel on HP models)
- Swivel Seals: NITRILE
- Electroless nickel plated steel swivel on 1" models

DESIGN & STRUCTURE

- Sturdy dual pedestal reel features Coxreels' exclusive Super Hub™ dual axle support system
- Built for rugged mobile applications
- Guide arm adjusts to wall, floor, vehicle & overhead positions
- Stainless Steel rollers on 3/4" & 1" models
- Solid one piece, heavy gauge 1/4" steel base & support posts for maximum strength
- 1" solid steel axle & lubricated precision bearings for smooth rotation

RETRACTION

- Controlled retraction speed up to 80% slower on EZ-COIL models :: See page 7 for details
- Enclosed factory tuned & matched cartridge-style spring motor
- Non-corrosive stainless steel spring, pawl & zinc plated ratchet
- Multi-position lock ratchet mechanism secures hose at desired length

SIGNATURE FEATURES

- Professional grade heavy duty steel construction
- Durable proprietary CPC™ powder coat process
- Rolled edges & ribbed discs provide strength & safety
- Leading 2-year manufacturer's limited warranty
- Made in the U.S.A. - Sold & Supported Worldwide

POSSIBLE FIELDS OF APPLICATION

- Air/Water Services
- Pneumatic Tools
- Washdown
- Lubrication
- Fuel Delivery
- Chemical Fluid Transfer
- General Industrial
- Manufacturing Plants
- Lube Skids & Trucks
- Service / Mechanic / Utility Vehicles
- Mining, Construction & Railroad Operations
- Automotive, Fleet & Aircraft Maintenance

ACCESSORIZE YOUR REEL :: PG 50

- O-Rings & Swivels
- Mounting Brackets
- Hoses
- Assorted Reel Accessories



C SERIES AIR/WATER - DUAL PURPOSE HOSE REELS



COXREELS® C Series “Combination” spring driven hose reels are a combination of two hose reels in one compact assembly. They are perfect for applications in which two sources are needed to get the job done when space is a critical factor. The single mounting base creates stability and adds to the convenience of one mounting pattern. This series is also available in air hose/electrical cord combinations.

LOW PRESSURE

Models with hose are for air or water service with a maximum temperature 150° F. Models less hose can be used for air, water or oil. **Note: Do not exceed listed hose O.D. to obtain maximum length.**

HOSE						LESS HOSE		SIZE INDEX
MODEL	I.D.	O.D.	FT.	PSI	APRX. LBS.	MODEL	APRX. LBS.	
C-LP-125-125	1/4"	1/2"	25	300	66	C-LPL-125-125	60	1
C-LP-135-135	1/4"	1/2"	35	300	67	C-LPL-135-135	60	1
C-LP-150-150	1/4"	1/2"	50	300	74	C-LPL-150-150	64	1
C-LP-325-325	3/8"	5/8"	25	300	67	C-LPL-325-325	60	2
C-LP-335-335	3/8"	5/8"	35	300	69	C-LPL-335-335	60	2
C-LP-350-350	3/8"	5/8"	50	300	78	C-LPL-350-350	64	2
C-LP-425-425	1/2"	3/4"	25	300	70	C-LPL-425-425	60	3

MEDIUM PRESSURE

Reels are furnished with standard one wire braid hose suitable for air, water or oil applications. Hose exceeds SAE R1 specifications. Maximum temperature 250° F. **Note: Do not exceed listed hose O.D. to obtain maximum length.**

HOSE						LESS HOSE		SIZE INDEX
MODEL	I.D.	O.D.	FT.	PSI	APRX. LBS.	MODEL	APRX. LBS.	
C-MP-325-325	3/8"	1 1/16"	25	3000	80	C-MPL-325-325	66	2
C-MP-335-335	3/8"	1 1/16"	35	3000	86	C-MPL-335-335	68	2
C-MP-425-425	1/2"	1 3/16"	25	2500	78	C-MPL-425-425	64	3
C-MP-430-430	1/2"	1 3/16"	30	2500	84	C-MPL-430-430	66	3

HIGH PRESSURE

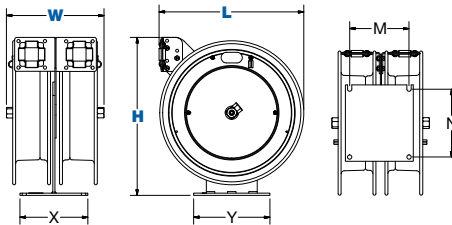
Reels are furnished standard with S.A.E. 100R1#1 or #2 wire braid hose suitable for grease and hydraulic oil applications. Maximum temp. 250° F. **Note: Do not exceed listed hose O.D. to obtain maximum length.**

HOSE						LESS HOSE		SIZE INDEX
MODEL	I.D.	O.D.	FT.	PSI	APRX. LBS.	MODEL	APRX. LBS.	
C-HP-125-125	1/4"	9/16"	25	5000	78	C-HPL-125-125	66	3
C-HP-135-135	1/4"	9/16"	35	5000	84	C-HPL-135-135	68	3
C-HP-325-325	3/8"	1 1/16"	25	4000	78	C-HPL-325-325	64	3
C-HP-330-330	3/8"	1 1/16"	30	4000	82	C-HPL-330-330	66	3

REEL DIMENSIONS

SIZE INDEX	W	H	L	X	Y	M	N
1	10 1/2"	18 5/8"	17"	8"	9"	7"	8"
2	11 1/2"	18 5/8"	17"	8"	9"	7"	8"
3	11 1/2"	18 5/8"	17"	8"	9"	7"	8"

Overall Dimensions   Base   Mounting Pattern



C SERIES :: REEL SPECIFICATIONS

SWIVEL

- Two external fluid paths with machined from solid brass 90° full-flow NPT swivel inlets (Zinc plated steel swivels on HP models)

Swivel Seals: NITRILE

DESIGN & STRUCTURE

- Compact two reel assembly for dual hose applications, each reel operates independently
- Guide arm adjusts to wall, floor & overhead positions
- Single expanded, 1/4" steel mounting base for increased stability & space efficiency
- One mounting pattern allow 1/2 the installation time required to install 2 reels at one station
- 1" solid steel axle & lubricated precision bearings for smooth rotation

RETRACTION

- Enclosed factory tuned & matched cartridge-style spring motor
- Non-corrosive stainless steel spring, pawl & zinc plated ratchet
- Multi-position lock ratchet mechanism secures hose at desired length

SIGNATURE FEATURES

- Professional grade heavy duty steel construction
- Durable proprietary CPC™ powder coat process
- Rolled edges & ribbed discs provide strength & safety
- Leading 2-year manufacturer's limited warranty
- Made in the U.S.A. - Sold & Supported Worldwide

POSSIBLE FIELDS OF APPLICATION

- Air/Water Services
- Pneumatic Tools
- Washdown
- Lubrication
- Chemical Fluid Transfer
- General Industrial
- Manufacturing Plants & Facilities
- Maintenance, Repair & Operations
- Automotive & Fleet Service Centers

ACCESSORIZE YOUR REEL :: PG 50

- O-Rings & Swivels
- Hoses
- Mounting Brackets
- Assorted Reel Accessories



SPRING DRIVEN

EN SERIES ENCLOSED HOSE REELS



COXREELS® EN Series "Enclosed" spring driven hose reels are protected by a powder coated steel casing that shields out the elements to protect and extend the life of the reel, the hose and the components inside. It adds a neat, tidy, aesthetic appearance to work environments that demand a clean and professional look. The 3 piece casing is easy to assemble and disassemble for simple installation and maintenance.

LOW PRESSURE

Models with hose are for air or water service with a maximum temperature 150° F. Models less hose can be used for air, water or oil. **Note: Do not exceed listed hose O.D. to obtain maximum length.**

HOSE							LESS HOSE		SIZE INDEX
MODEL	I.D.	O.D.	FT.	PSI	APRX. LBS.	AVAILABLE IN EZ-COIL	MODEL	APRX. LBS.	
EN-N-125	1/4"	1/2"	25	300	51	-	ENL-N-125	48	1
EN-N-135	1/4"	1/2"	35	300	51	-	ENL-N-135	48	1
EN-N-150	1/4"	1/2"	50	300	52	-	ENL-N-150	47	1
EN-N-160	1/4"	1/2"	60	300	65	-	ENL-N-160	60	2
EN-N-325	3/8"	5/8"	25	300	49	EZ-EN-325	ENL-N-325	46	1
EN-N-335	3/8"	5/8"	35	300	50	-	ENL-N-335	46	1
EN-N-350	3/8"	5/8"	50	300	65	EZ-EN-350	ENL-N-350	58	2
EN-N-360	3/8"	5/8"	60	300	68	-	ENL-N-360	61	2
EN-N-425	1/2"	3/4"	25	300	63	EZ-EN-425	ENL-N-425	58	1
EN-N-435	1/2"	3/4"	35	300	64	-	ENL-N-435	59	2
EN-N-450	1/2"	3/4"	50	300	69	EZ-EN-450	ENL-N-450	64	2

To order EZ-Coil® equipped models less hose, please add prefix "EZ-"

MEDIUM PRESSURE

Reels are furnished with standard one wire braid hose suitable for air, water or oil applications. Hose exceeds SAE R1 specifications. Maximum temperature 250° F. **Note: Do not exceed listed hose O.D. to obtain maximum length.**

HOSE							LESS HOSE		SIZE INDEX
MODEL	I.D.	O.D.	FT.	PSI	APRX. LBS.	AVAILABLE IN EZ-COIL	MODEL	APRX. LBS.	
ENM-N-325	3/8"	11/16"	25	3000	61	EZ-ENM-325	ENML-N-325	54	1
ENM-N-335	3/8"	11/16"	35	3000	64	-	ENML-N-335	55	1
ENM-N-350	3/8"	11/16"	50	3000	80	EZ-ENM-350	ENML-N-350	68	2
ENM-N-425	1/2"	13/16"	25	2500	61	EZ-ENM-425	ENML-N-425	54	1
ENM-N-435	1/2"	13/16"	35	2500	76	-	ENML-N-435	66	2
ENM-N-450	1/2"	13/16"	50	2500	82	EZ-ENM-450	ENML-N-450	68	2

To order EZ-Coil® equipped models less hose, please add prefix "EZ-"

HIGH PRESSURE

Reels are furnished standard with S.A.E. 100R16 #1 or #2 wire braid hose suitable for grease and hydraulic oil applications. Maximum temp. 250° F. **Note: Do not exceed listed hose O.D. to obtain maximum length.**

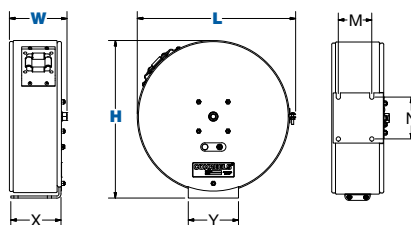
HOSE							LESS HOSE		SIZE INDEX
MODEL	I.D.	O.D.	FT.	PSI	APRX. LBS.	AVAILABLE IN EZ-COIL	MODEL	APRX. LBS.	
ENH-N-125	1/4"	9/16"	25	5000	60	EZ-ENH-125	ENHL-N-125	54	1
ENH-N-135	1/4"	9/16"	35	5000	63	-	ENHL-N-135	55	1
ENH-N-150	1/4"	9/16"	50	5000	79	EZ-ENH-150	ENHL-N-150	68	2
ENH-N-160	1/4"	9/16"	60	5000	85	-	ENHL-N-160	71	2
ENH-N-325	3/8"	11/16"	25	4000	61	-	ENHL-N-325	54	1
ENH-N-335	3/8"	11/16"	35	4000	76	-	ENHL-N-335	67	2
ENH-N-350	3/8"	11/16"	50	4000	80	EZ-ENH-350	ENHL-N-350	68	2

To order EZ-Coil® equipped models less hose, please add prefix "EZ-"

REEL DIMENSIONS

Technical Data Sheets Available On Website

SIZE INDEX	W	H	L	X	Y	M	N
1	67/8"	187/8"	19"	6"	6"	4"	5"
2	81/2"	213/4"	217/8"	6"	6"	4"	5"



EN SERIES: REEL SPECIFICATIONS

SWIVEL

- Machined from solid brass 90° full-flow NPT swivel inlet (Zinc plated steel swivel on HP models)
- Swivel Seals: NITRILE

DESIGN & STRUCTURE

- Sturdy enclosed reel for aesthetic purposes & greater hose protection
- Models with size index #2 feature Coxreels' exclusive Super Hub™ dual axle support system
- Solid one piece, heavy gauge 1/4" steel base & support post for maximum stability
- 1" solid steel axle & lubricated precision bearings for smooth rotation
- Heavy gauge steel 3-piece casing with adjustable hose roller guide

RETRACTION

- Controlled retraction speed up to 80% slower on EZ-COIL models :: See page 7 for details
- Enclosed factory tuned & matched cartridge-style spring motor
- Non corrosive stainless steel spring, pawl & zinc plated ratchet
- Multi-position lock ratchet mechanism secures hose at desired length

SIGNATURE FEATURES

- Professional grade heavy duty steel construction
- Durable proprietary CPC™ powder coat process
- Rolled edges & ribbed discs provide strength & safety
- Leading 2-year manufacturer's limited warranty
- Made in the U.S.A. - Sold & Supported Worldwide

POSSIBLE FIELDS OF APPLICATION

- Air/Water Services
- Pneumatic Tools
- Lubrication
- Chemical Fluid Transfer
- General Industrial
- Restaurants & Commercial Kitchens
- Grocery Stores
- Food & Chemical Plants

ACCESSORIZE YOUR REEL :: PG 50

- O-Rings & Swivels
- Mounting Brackets
- Hoses
- Assorted Reel Accessories



EXPANDABLE METAL CABINETS **E SERIES**

COXREELS® E Series “Expandable” multiple bank system is the pinnacle in professional appearance and organization. The cabinets are interlocking and expandable to any number of spring driven reel assemblies required. Designed for easy installation, maintenance and servicing the E Series system is truly the professional’s choice for multimedia delivery in one custom package.

LOW PRESSURE

Models with hose are for air or water service with a maximum temperature 150° F. Models less hose can be used for air, water or oil.
Note: Do not exceed listed hose O.D. to obtain maximum length.

HOSE						LESS HOSE		SIZE INDEX	
MODEL	I.D.	O.D.	FT.	PSI	APRX. LBS.	AVAILABLE IN EZ-COIL	MODEL		APRX. LBS.
E-LP-330	3/8"	5/8"	30	300	33	EZ-E-LP-330	E-LPL-330	29	1
E-LP-350	3/8"	5/8"	50	300	46	EZ-E-LP-350	E-LPL-350	40	2
E-LP-430	1/2"	3/4"	30	300	41	EZ-E-LP-430	E-LPL-430	36	1
E-LP-450	1/2"	3/4"	50	300	50	EZ-E-LP-450	E-LPL-450	42	2

To order EZ-Coil® equipped models less hose, please add prefix "EZ-"

MEDIUM PRESSURE

Reels are furnished with standard one wire braid hose suitable for air, water or oil applications. Hose exceeds SAE R1 specifications. Maximum temperature 250° F. **Note: Do not exceed listed hose O.D. to obtain maximum length.**

HOSE						LESS HOSE		SIZE INDEX	
MODEL	I.D.	O.D.	FT.	PSI	APRX. LBS.	AVAILABLE IN EZ-COIL	MODEL		APRX. LBS.
E-MP-330	3/8"	5/8"	30	3000	47	EZ-E-MP-330	E-MPL-330	39	1
E-MP-350	3/8"	5/8"	50	3000	61	EZ-E-MP-350	E-MPL-350	49	2
E-MP-430	1/2"	3/4"	30	2500	47	EZ-E-MP-430	E-MPL-430	39	1
E-MP-450	1/2"	3/4"	50	2500	63	EZ-E-MP-450	E-MPL-450	49	2

To order EZ-Coil® equipped models less hose, please add prefix "EZ-"

HIGH PRESSURE

Reels are furnished standard with S.A.E. 100R16 #1 or #2 wire braid hose suitable for grease and hydraulic oil applications. Maximum temp. 250° F. **Note: Do not exceed listed hose O.D. to obtain maximum length.**

HOSE						LESS HOSE		SIZE INDEX	
MODEL	I.D.	O.D.	FT.	PSI	APRX. LBS.	AVAILABLE IN EZ-COIL	MODEL		APRX. LBS.
E-HP-130	1/4"	9/16"	30	5000	46	EZ-E-HP-130	E-HPL-130	39	3
E-HP-150	1/4"	9/16"	50	5000	60	EZ-E-HP-150	E-HPL-150	49	4
E-HP-330	3/8"	11/16"	30	4000	47	EZ-E-HP-330	E-HPL-330	39	3
E-HP-350	3/8"	11/16"	50	4000	61	EZ-E-HP-350	E-HPL-350	49	4

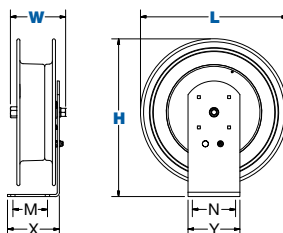
To order EZ-Coil® equipped models less hose, please add prefix "EZ-"

REEL DIMENSIONS

Technical Data Sheets Available On Website

SIZE INDEX	W	H	L	X	Y	M	N
1	6 1/8"	18 1/4"	17 1/4"	6"	6"	4"	5"
2	8 3/4"	21"	19 5/8"	6"	6"	4"	5"
3	7"	18 1/4"	17 1/4"	6"	6"	4"	5"
4	9 1/4"	21"	19 5/8"	6"	6"	4"	5"

Overall Dimensions Base Mounting Pattern



Cabinet illustration (above) shows three reels, three metal cabinets, & one set of end panels

E SERIES :: REEL SPECIFICATIONS

SWIVEL

- External fluid path with machined from solid brass 90° full-flow NPT swivel inlet (Zinc plated steel swivel on HP models)
- Swivel Seals: NITRILE

DESIGN & STRUCTURE

- Designed for expandable metal cabinets & multiple reel bank systems
- Solid one piece, heavy gauge 1/4" steel base & support post for maximum stability
- 1" solid steel axle & lubricated precision bearings for smooth rotation

RETRACTION

- Controlled retraction speed up to 80% slower on EZ-COIL models :: See page 7 for details
- Enclosed factory tuned & matched cartridge-style spring motor
- Non corrosive stainless steel spring, pawl & zinc plated ratchet
- Multi-position lock ratchet mechanism secures hose at desired length

SIGNATURE FEATURES

- Professional grade heavy duty steel construction
- Durable proprietary CPC™ powder coat process
- Rolled edges & ribbed discs provide strength & safety
- Leading 2-year manufacturer's limited warranty
- Made in the U.S.A. - Sold & Supported Worldwide

POSSIBLE FIELDS OF APPLICATION

- Air/Water Services
- Pneumatic Tools
- Washdown
- Lubrication
- Chemical Fluid Transfer
- General Industrial
- Cabinet Mount
- Manufacturing Plants & Facilities
- Maintenance, Repair & Operations
- Automotive Dealerships
- Quick Lube Service Centers

ACCESSORIZE YOUR REEL :: PG 50

- O-Rings & Swivels
- Mounting Cabinet
- Hoses
- Assorted Reel Accessories



COXREELS® ACCESSORY



Cabinet

Length: 24 1/2" Width: 11 1/8" Height: 22 1/4"

- Unlimited expandability
- Easy to install
- Cabinet constructed of 14 gauge steel with 4-roller non-sag hose guide system for reduced hose wear
- All steel access panel
- Mounting bracket is 3/16" bent steel, fits 3" to 8 1/2" flange on "I" or "H" beam
- Easy access for connection of air, water, oil & grease

METAL CABINET: #1796-2

Includes cabinet, access panel & mounting bracket. Weight: 45 lbs.

END PANELS: #1798-1

Includes a set of two, all steel construction. Finished & caps the ends of each bank. Weight: 8 lbs.

S & SW SERIES SIDE MOUNT HOSE REELS FOR CABINET MOUNT



EZ-S Series

SW Series

Reel Orientation:
Right Mount is shown with
mounting base on the right
side & hose payout from
the top of the reel

S SERIES :: REEL SPECIFICATIONS

SWIVEL

- External fluid path with machined from solid brass 90° full-flow NPT swivel inlet (Zinc plated steel swivel on HP models)
- Swivel Seals: NITRILE
- External fluid path with 90° full-flow dual ported brass swivel offering both connections from the same side of the reel (On SW Models)
- Swivel Seals: VITON®

DESIGN & STRUCTURE

- Side mount design for vertical flat surface, cabinet or enclosed space mounts
- 2-bolt mounting pattern easily mounts & detaches for temporary or permanent installation
- Solid one piece, heavy gauge 1/4" steel arm base for maximum stability
- 1" solid steel axle & lubricated precision bearings for smooth rotation
- Hose control bar prevents hose from slipping off the discs

RETRACTION

- Controlled retraction speed up to 80% slower on EZ-COIL models :: See page 7 for details
- Enclosed factory tuned & matched cartridge-style spring motor
- Non corrosive stainless steel spring, pawl & zinc plated ratchet
- Multi-position lock ratchet mechanism secures hose at desired length.
- Non-locking, less ratchet option available (add suffix -BXC)

SIGNATURE FEATURES

- Professional grade heavy duty steel construction
- Durable proprietary CPC™ powder coat process
- Rolled edges & ribbed discs provide strength & safety
- Leading 2-year manufacturer's limited warranty
- Made in the U.S.A. - Sold & Supported Worldwide

POSSIBLE FIELDS OF APPLICATION

- Air/Water Services
- Pneumatic Tools
- Lubrication
- Chemical Fluid Transfer
- Welding Shops
- General Industrial
- Cabinet Mount
- Service / Mechanic / Utility Vehicles
- Construction Sites

ACCESSORIZE YOUR REEL :: PG 50

- O-Rings & Swivels
- Hoses
- Assorted Reel Accessories

COXREELS® S Series "Side Mount" spring driven hose reels for cabinet mount are compact, versatile and unique in the way they mount and operate. They feature a simple two-bolt mounting pattern for easy installation and detachment for multiple workstation applications. S Series is available for air/water, oil, grease, oxy-acetylene and T Grade gas welding hose. The 360° hose direction allows the user to operate the reel in any direction the job demands. Common applications include service units, tool benches, tool boxes, vertical walls and beams, vehicle lift systems, machine tools, service vehicles or any flat vertical surface.

*The tables below only shows "Mount Right" models. To order "Mount Left" models replace "R" with "L". EXAMPLE: Change the SR13-L125 ▶ SL13-L125

S SERIES LOW PRESSURE

Models with hose are for air or water service with a maximum temperature 150° F. Models less hose can be used for air, water or oil. Note: Do not exceed listed hose O.D. to obtain maximum length.

HOSE							LESS HOSE		SIZE INDEX
MODEL	MOUNT	I.D.	O.D.	FT.	PSI	APRX. LBS.	MODEL	APRX. LBS.	
SR13-L125	Right	1/4"	1/2"	25	300	18	EZ-SR13-L125	14	1
SR15-L135	Right	1/4"	1/2"	35	300	23	EZ-SR15-L135	17	2
SR15-L325	Right	3/8"	5/8"	25	300	23	EZ-SR15-L325	17	2
SR17-L350	Right	3/8"	5/8"	50	300	32	EZ-SR17-L350	25	3
SR17-L430	Right	1/2"	3/4"	30	300	34	EZ-SR17-L430	29	3
SR19-L450	Right	1/2"	3/4"	50	300	37	EZ-SR19-L450	29	5

To order EZ-Coil® equipped models less hose, please add prefix "EZ-"

S SERIES MEDIUM PRESSURE REELS

Reels are furnished with standard one wire braid hose suitable for air, water or oil applications. Hose exceeds SAE R1 specifications. Maximum temperature 250° F. Note: Do not exceed listed hose O.D. to obtain maximum length.

HOSE							LESS HOSE		SIZE INDEX
MODEL	MOUNT	I.D.	O.D.	FT.	PSI	APRX. LBS.	MODEL	APRX. LBS.	
SR17-M325	Right	3/8"	5/8"	25	3000	41	SR17L-M325	32	4
SR19-M350	Right	3/8"	5/8"	50	3000	48	SR19L-M350	36	5
SR17-M425	Right	1/2"	3/4"	25	2500	38	SR17L-M425	31	4
SR19-M450	Right	1/2"	3/4"	50	2500	50	SR19L-M450	36	6

S SERIES HIGH PRESSURE REELS :: HP

Reels are furnished standard with S.A.E. 100R16 #1 or #2 wire braid hose suitable for grease and hydraulic oil applications. Maximum temp. 250° F. Note: Do not exceed listed hose O.D. to obtain maximum length.

HOSE							LESS HOSE		SIZE INDEX
MODEL	MOUNT	I.D.	O.D.	FT.	PSI	APRX. LBS.	MODEL	APRX. LBS.	
SR17-H125	Right	1/4"	1/2"	25	5000	37	SR17L-H125	31	4
SR19-H150	Right	1/4"	1/2"	50	5000	47	SR19L-H150	36	6
SR17-H325	Right	3/8"	5/8"	25	4000	38	SR17L-H325	31	4
SR19-H350	Right	3/8"	5/8"	50	4000	48	SR19L-H350	36	7

SW SERIES WELDING HOSE REELS :: SW

Hose supplied on reel Oxy-Acetylene or T-Grade. Oxy-Acetylene is twin-siamese type meeting R.M.A. and C.G.A. type V.D. grade R specifications. Use of other types of hose is not recommended. Reels with "T Grade" hoses are used for a wide variety of gases, such as MAPP, propane, natural and fuel. Note: Do Not Exceed Listed Hose O.D. To Obtain Max. Length.

HOSE							LESS HOSE		SIZE INDEX
MODEL	MOUNT	GAS	I.D.	FT.	PSI	APRX. LBS.	MODEL	APRX. LBS.	
SR17W-150	Right	Oxy/Act	1/4"	50	200	38	SR17WL-150	26	8
SR19W-175	Right	Oxy/Act	1/4"	75	200	53	SR19WL-175	36	9
SR17WT-150	Right	T Grade	1/4"	50	200	38	SR17WTL-150	26	8
SR19WT-175	Right	T Grade	1/4"	75	200	53	SR19WTL-175	36	9

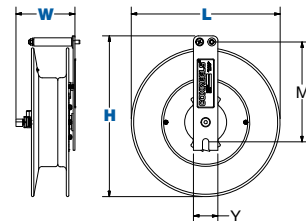
Less hose SW Series models comes with inlet hose

REEL DIMENSIONS

Technical Data Sheets Available On Website

SIZE INDEX	W	H	L	Y	M
1	6"	14 1/4"	13"	9 1/4"	2 1/2"
2	6"	16 1/2"	15 1/4"	10 1/4"	2 1/2"
3	5 3/4"	18 1/4"	17"	13"	2 1/2"
4	6 5/8"	18 1/4"	17"	13"	2 1/2"
5	7 1/2"	20 3/4"	19 1/2"	14 1/4"	2 1/2"
6	8"	20 3/4"	19 1/2"	14 1/4"	2 1/2"
7	8 1/2"	20 3/4"	19 1/2"	14 1/4"	2 1/2"
8	7 7/8"	18 1/4"	17"	13"	2 1/2"
9	9 1/2"	20 7/8"	19 1/2"	14 1/4"	2 1/2"

Overall Dimensions Base Mounting Pattern



SIDE MOUNT HOSE REELS WITH GUIDE ARM **SG & SGW SERIES**

COXREELS® SG & SGW Series expand the capabilities of the “Side Mount” spring driven hose reels, adding a multi-position guide arm for maximum and convenient hose control. Ideal for tight spaces, the versatile SG Series (for air/water, oil and grease) and SGW Series (for oxy-acetylene and T Grade gas welding hose) feature a simple two-bolt mounting pattern for easy installation and detachment on any vertical flat surface. Common applications include service vehicles, tool benches, vertical walls and beams, vehicle lift systems, machine tools and more. The guide arm and roller assembly are easily moved to one of the six different positions with a standard 1/2” wrench.

SG SERIES LOW PRESSURE

Models with hose are for air or water service with a maximum temperature 150° F. Models less hose can be used for air, water or oil. **Note: Do not exceed listed hose O.D. to obtain maximum length.**

HOSE							LESS HOSE		SIZE INDEX
MODEL	I.D.	O.D.	FT.	PSI	APRX. LBS.	AVAILABLE IN EZ-COIL	MODEL	APRX. LBS.	
SG13-L125	1/4"	1/2"	25'	300	25	EZ-SG13-L125	SG13L-L125	22	1
SG13-L135	1/4"	1/2"	35'	300	26	EZ-SG13-L135	SG13L-L135	23	1
SG13-L325	3/8"	5/8"	25'	300	26	EZ-SG13-L325	SG13L-L325	23	2
SG17-L350	3/8"	5/8"	50'	300	40	EZ-SG17-L350	SG17L-L350	33	3
SG17-L430	1/2"	3/4"	30'	300	42	EZ-SG17-L430	SG17L-L430	37	3
SG19-L450	1/2"	3/4"	50'	300	52	EZ-SG19-L450	SG19L-L450	44	5

To order EZ-Coil® equipped models less hose, please add prefix “EZ-”

SG SERIES MEDIUM PRESSURE

Reels are furnished with standard one wire braid hose suitable for air, water or oil applications. Hose exceeds SAE R1 specifications. Maximum temperature 250° F. **Note: Do not exceed listed hose O.D. to obtain maximum length.**

HOSE							LESS HOSE		SIZE INDEX
MODEL	I.D.	O.D.	FT.	PSI	APRX. LBS.	AVAILABLE IN EZ-COIL	MODEL	APRX. LBS.	
SG17-M325	3/8"	11/16"	25'	3000	46	EZ-SG17-M325	SG17L-M325	39	3
SG19-M350	3/8"	11/16"	50'	3000	63	EZ-SG19-M350	SG19L-M350	51	5
SG17-M425	1/2"	13/16"	25'	2500	46	EZ-SG17-M425	SG17L-M425	39	4
SG19-M450	1/2"	13/16"	50'	2500	65	EZ-SG19-M450	SG19L-M450	51	6

To order EZ-Coil® equipped models less hose, please add prefix “EZ-”

SG SERIES HIGH PRESSURE :: HP

Reels are furnished standard with S.A.E. 100R16 #1 or #2 wire braid hose suitable for grease and hydraulic oil applications. Maximum temp. 250° F. **Note: Do not exceed listed hose O.D. to obtain maximum length.**

HOSE							LESS HOSE		SIZE INDEX
MODEL	I.D.	O.D.	FT.	PSI	APRX. LBS.	AVAILABLE IN EZ-COIL	MODEL	APRX. LBS.	
SG17-H125	1/4"	9/16"	25'	5000	45	EZ-SG17-H125	SG17L-H125	39	4
SG19-H150	1/4"	9/16"	50'	5000	62	EZ-SG19-H150	SG19L-H150	51	7
SG17-H325	3/8"	11/16"	25'	4000	46	EZ-SG17-H325	SG17L-H325	39	4
SG19-H350	3/8"	11/16"	50'	4000	63	EZ-SG19-H350	SG19L-H350	51	8

To order EZ-Coil® equipped models less hose, please add prefix “EZ-”

SGW SERIES WELDING HOSE REELS :: SGW

Hose supplied on reel Oxy-Acetylene or T-Grade. Oxy-Acetylene is twin-siemese type meeting R.M.A. and C.G.A. type V.D. grade R specifications. Use of other types of hose is not recommended. Reels with “T Grade” hoses are used for a wide variety of gases, such as MAPP, propane, natural and fuel. **Note: Do Not Exceed Listed Hose O.D. To Obtain Max. Length.**

HOSE							LESS HOSE		SIZE INDEX
MODEL	GAS	I.D.	FT.	PSI	APRX. LBS.	AVAILABLE IN EZ-COIL	MODEL	APRX. LBS.	
SG17W-150	Oxy/Act	1/4"	50'	200	59	EZ-SG17W-150	SG17WL-150	47	9
SG19W-175	Oxy/Act	1/4"	75'	200	77	EZ-SG19W-175	SG19WL-175	60	10
SG17WT-150	T Grade	1/4"	50'	200	59	EZ-SG17WT-150	SG17WTL-150	47	9
SG19WT-175	T Grade	1/4"	75'	200	77	EZ-SG19WT-175	SG19WTL-175	60	10


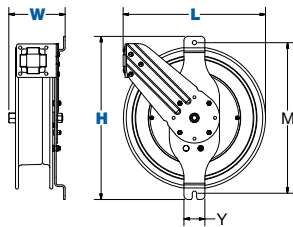
To order EZ-Coil® equipped models less hose, please add prefix “EZ-”. Less hose SGW Series models comes with inlet hose

REEL DIMENSIONS

Technical Data Sheets Available On Website

SIZE INDEX	W	H	L	Y	M
1	6 1/4"	15 1/2"	13 1/2"	14"	2 1/2"
2	6 3/4"	15 1/2"	13 1/2"	14"	2 1/2"
3	6 3/4"	19 1/2"	17"	18"	2 1/2"
4	7 1/4"	19 1/2"	17"	18"	2 1/2"
5	8 1/2"	22"	19 1/2"	20 1/2"	2 7/8"
6	9 3/8"	22"	19 1/2"	20 1/2"	2 7/8"
7	9"	22"	19 1/2"	20 1/2"	2 7/8"
8	9 1/2"	22"	19 1/2"	20 1/2"	2 7/8"
9	8 7/8"	19 1/2"	17"	18"	2 1/2"
10	10 1/2"	22"	19 1/2"	20 1/2"	2 1/2"

Overall Dimensions Base Mounting Pattern



SG Series

EZ-SGW Series

SG SERIES :: REEL SPECIFICATIONS

SWIVEL

- External fluid path with machined from solid brass 90° full-flow NPT swivel inlet (Zinc plated steel swivel on HP models)
- Swivel Seals: NITRILE
- External fluid path with 90° full-flow dual ported brass swivel offering both connections from the same side of the reel (On SGW Models)
- Swivel Seals: VITON® (On SGW Models)

DESIGN & STRUCTURE

- Side mount design for vertical flat surface, cabinet or enclosed space mounts
- Adjustable 6 position guide arm & roller assembly provide maximum hose control
- 2-bolt mounting pattern easily mounts & detaches for temporary or permanent installation
- Solid one piece, 3/16" steel arm base for maximum stability
- 1" solid steel axle & lubricated precision bearings for smooth rotation

RETRACTION

- Controlled retraction speed up to 80% slower on EZ-COIL models :: See page 7 for details
- Enclosed factory tuned & matched cartridge-style spring motor
- Non corrosive stainless steel spring, pawl & zinc plated ratchet
- Multi-position lock ratchet mechanism secures hose at desired length.
- Non-locking, less ratchet option available (add suffix -BXC)

SIGNATURE FEATURES

- Professional grade heavy duty steel construction
- Durable proprietary CPC™ powder coat process
- Rolled edges & ribbed discs provide strength & safety
- Leading 2-year manufacturer's limited warranty
- Made in the U.S.A. - Sold & Supported Worldwide

POSSIBLE FIELDS OF APPLICATION

- Air/Water Services
- Pneumatic Tools
- Welding Shops
- Service / Mechanic / Utility Vehicles
- Lubrication
- Chemical Fluid Transfer
- General Industrial
- Construction Sites

ACCESSORIZE YOUR REEL :: PG 50

- O-Rings & Swivels
- Hoses
- Assorted Reel Accessories



SP SERIES HIGH CAPACITY HOSE REELS



COXREELS® SP Series “Single Product Delivery” spring driven hose reels are built to handle large hose diameters. Used in applications demanding large volume delivery in low and medium pressures such as fuel and water. The sturdy box-style frame has heavy duty steel cross supports to all four corners for extra strength and rigidity.

LOW PRESSURE

Dual braid hose for applications 250 to 300 psi and temperatures to 150° F. Reel less hose 250° F. For higher temperatures and pressures, see price sheet or consult factory. **NOTE: Do not exceed listed hose O.D. to obtain maximum length.**

HOSE							LESS HOSE		SIZE INDEX
MODEL	I.D.	O.D.	FT.	PSI	INLET/OUTLET N.P.T.	APRX. LBS.	MODEL	APRX. LBS.	
SLP-4100	1/2"	3/4"	100	300	1/2"	111	SLPL-4100	96	1
SLP-550	3/4"	1 1/16"	50	300	3/4"	99	SLPL-550	86	2
SLP-575	3/4"	1 1/16"	75	300	3/4"	136	SLPL-575	117	3
SLP-5100	3/4"	1 1/16"	100	300	3/4"	151	SLPL-5100	126	3
SLP-625	1"	1 1/2"	25	300	1"	106	SLPL-625	90	4
SLP-650	1"	1 1/2"	50	300	1"	139	SLPL-650	109	5
SLP-675	1"	1 1/2"	75	300	1"	193	SLPL-675	148	6
Please consult factory for reels with hose	1 1/4"	1 3/16"	25	250	1 1/2"***	-	SLPL-725	110	7
	1 1/4"	1 3/16"	50	250	1 1/2"***	-	SLPL-750	123	8
	1 1/2"	2 1/16"	25	250	1 1/2"	-	SLPL-825	107	7
	1 1/2"	2 1/16"	35	250	1 1/2"	-	SLPL-835	128	8
	1 1/2"	2 1/16"	50	250	1 1/2"	-	SLPL-850	138	9

** Reducer #1578 is required for 1-1/4" hose. Not supplied with reel, see page 52

MEDIUM PRESSURE

Steel reinforced 100 RI hose for applications 1500 to 2500 psi and temperatures to 250° F. For higher temperatures and pressures, see price sheet or consult factory. **NOTE: Do not exceed listed hose O.D. to obtain maximum length.**

HOSE							LESS HOSE		SIZE INDEX
MODEL	I.D.	O.D.	FT.	PSI	INLET/OUTLET N.P.T.	APRX. LBS.	MODEL	APRX. LBS.	
SMP-4100	1/2"	1 3/16"	100	2500	1/2"	139	SAMPL-4100	113	1
SMP-550	3/4"	1 1/16"	50	1500	3/4"	109	SAMPL-550	89	5
SMP-575	3/4"	1 1/16"	75	1500	3/4"	151	SAMPL-575	121	6
SMP-5100	3/4"	1 1/16"	100	1500	3/4"	165	SAMPL-5100	126	6
Please consult factory for reels with hose	1"	1 3/8"	25	2000	1"	-	SAMPL-625	92	5
	1"	1 3/8"	50	2000	1"	-	SAMPL-650	110	6
	1"	1 3/8"	75	2000	1"	-	SAMPL-675	135	9

REEL DIMENSIONS

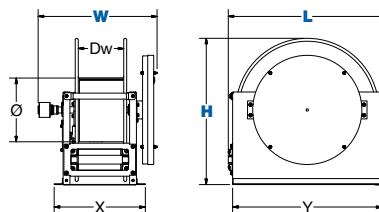
Technical Data Sheets Available On Website

SIZE INDEX	W	H	L	X	Y	Ø	Dw
1	18 1/2"	20 1/2"	22 7/8"	15 3/8"	21 1/2"	10 1/2"	7 1/2"
2	19 5/8"	20 1/2"	22 7/8"	15 3/8"	21 1/2"	10 1/2"	7 1/2"
3	19 5/8"	24 1/2"	26 3/8"	15 3/8"	25"	10 1/2"	7 1/2"
4	19 5/8"	20 1/2"	22 7/8"	15 3/8"	21 1/2"	10 1/2"	7 1/2"
5	19 5/8"	24 1/2"	26 3/8"	15 3/8"	25"	10 1/2"	7 1/2"
6	21"	28 1/2"	30 3/8"	15 3/8"	29"	10 1/2"	7 1/2"
7	17 1/2"	24 1/2"	26 3/8"	15 3/8"	25"	10 1/2"	7 1/2"
8	18"	28 1/2"	30 3/8"	15 3/8"	29"	10 1/2"	7 1/2"
9	20"	28 1/2"	30 3/8"	17 3/8"	29"	10 1/2"	9 1/2"

Overall Dimensions

Base

Drum



SP SERIES :: REEL SPECIFICATIONS

SWIVEL

- External fluid paths with machined from solid brass 90° full-flow NPT swivel inlets
- Swivel Seals: NITRILE (AFLAS on 1" models)
- Electroless nickel plated steel swivel on 1" models
- Straight in-line aluminum swivel on 1 1/2" models

DESIGN & STRUCTURE

- Reel features a sturdy box-style frame design
- Reel adjusts to wall, floor, vehicle & overhead positions
- Heavy gauge 1/4" steel base for maximum strength
- Reinforced steel frame provides maximum strength & stability
- Long lasting self-lubricated flange bearings for smooth rotation
- Heavy duty 1" stainless steel pinch-proof rollers

RETRACTION

- Enclosed factory tuned & matched cartridge-style spring motor
- Non corrosive stainless steel pawl spring
- Cast iron lock ring with non-sparking bronze pawl
- Multi-position lock ratchet mechanism secures hose at desired length

SIGNATURE FEATURES

- Professional grade heavy duty steel construction
- Durable proprietary CPC™ powder coat process
- Rolled edges & ribbed discs provide strength & safety
- Leading 2-year manufacturer's limited warranty
- Made in the U.S.A. - Sold & Supported Worldwide

POSSIBLE FIELDS OF APPLICATION

- General Industrial
- Bulk Handling
- Washdown
- Lubrication
- Fuel Delivery
- Chemical Fluid Transfer
- Lube Skids & Trucks
- Service / Mechanic / Utility Vehicles
- Mining, Construction & Railroad Operations
- Aircraft & Fleet Maintenance
- Marine, Offshore & Ship Building

ACCESSORIZE YOUR REEL :: PG 50

- O-Rings & Swivels
- Assorted Reel Accessories



SPRING DRIVEN

DUAL HIGH CAPACITY HOSE REELS **DP SERIES**

COXREELS® DP Series “Dual Product Delivery” spring driven hose reels have two swivel inlets and two outlets for dual hose applications. Like the SP Series they are built to handle large hose diameters used in applications demanding large volume delivery in low and medium pressures. The sturdy box-style frame has heavy duty steel cross supports to all four corners for extra strength and rigidity.

LOW PRESSURE

Two swivel joint inlets and two outlet risers to simultaneously handle equal lengths of two hoses. Hoses can be different diameters, in which case the larger hose diameter determines capacity of the reel. For applications 300 psi and temperatures to 250° F. **NOTE: Do not exceed listed hose O.D. to obtain maximum length.**

MODEL	HOSE						LESS HOSE		SIZE INDEX
	I.D.	O.D.	FT.	PSI	INLET/OUTLET N.P.T.	APRX. LBS.	MODEL	APRX. LBS.	
Please consult factory for reels with hose	3/8"	3/4"	50	300	1/2"	-	DLPL-350	94	1
	3/8"	3/4"	75	300	1/2"	-	DLPL-375	115	1
	3/8"	3/4"	100	300	1/2"	-	DLPL-3100	117	2
	1/2"	7/8"	50	300	1/2"	-	DLPL-450	97	1
	1/2"	7/8"	75	300	1/2"	-	DLPL-475	104	2
	1/2"	7/8"	100	300	1/2"	-	DLPL-4100	138	3
	3/4"	1 1/4"	25	300	3/4"	-	DLPL-525	93	4
3/4"	1 1/4"	50	300	3/4"	-	DLPL-550	100	5	

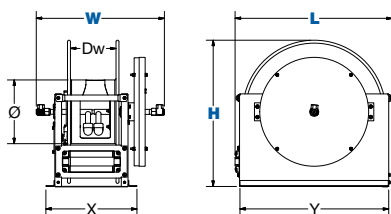
MEDIUM PRESSURE

Two swivel joint inlets and two outlet risers to simultaneously handle equal lengths of two hoses. Hoses can be different diameters, in which case the larger hose diameter determines capacity of the reel. For applications 3000 psi and temperatures to 250° F. For higher temperatures and pressures, see price sheet or consult factory. **NOTE: Do not exceed listed hose O.D. to obtain maximum length.**

MODEL	HOSE						LESS HOSE		SIZE INDEX
	I.D.	O.D.	FT.	PSI	INLET/OUTLET N.P.T.	APRX. LBS.	MODEL	APRX. LBS.	
Please consult factory for reels with hose	3/8"	13/16"	50	3000	1/2"	-	DMPL-350	99	1
	3/8"	13/16"	75	3000	1/2"	-	DMPL-375	128	1
	3/8"	13/16"	100	3000	1/2"	-	DMPL-3100	120	2
	1/2"	15/16"	50	3000	1/2"	-	DMPL-450	102	1
	1/2"	15/16"	75	3000	1/2"	-	DMPL-475	115	2
	1/2"	15/16"	100	3000	1/2"	-	DMPL-4100	138	3

REEL DIMENSIONS Technical Data Sheets Available On Website

SIZE INDEX	W	H	L	X	Y	Ø	Dw
1	21 1/2"	20 1/2"	22 7/8"	15 3/8"	21 1/2"	10 1/2"	7 1/2"
2	21 1/2"	24 1/2"	26 3/8"	15 3/8"	25"	10 1/2"	7 1/2"
3	21 1/2"	28 1/2"	30 3/8"	15 3/8"	29"	10 1/2"	7 1/2"
4	23 7/8"	20 1/2"	22 7/8"	15 3/8"	21 1/2"	10 1/2"	7 1/2"
5	23 7/8"	24 1/2"	26 3/8"	15 3/8"	25"	10 1/2"	7 1/2"




COXREELS® ACCESSORY



Top Rewind 4-Way Roller Bracket for SP & DP Series FOR CEILING, WALL OR FLOOR MOUNT APPLICATIONS

4-way enclosed pinch-proof stainless steel rollers are 1" in diameter supported by powder coated steel brackets. Specify ceiling mount & specify drum width. Weight: 10 lbs.

For 3/8" - 3/4" - **20458 & 8100** For 1" - 1 1/2" - **20458 & 8101**



DP SERIES :: REEL SPECIFICATIONS

SWIVEL

- Two external fluid paths with machined from solid brass 90° full-flow NPT swivel inlets
- Swivel Seals: NITRILE

DESIGN & STRUCTURE

- Sturdy box-style frame design with two inlets & two outlets to handle dual hose applications
- Low profile outlet riser & open drum slot design for even hose wrap
- Reel adjusts to wall, floor, vehicle & overhead positions with optional roller bracket
- Heavy gauge 1/4" steel base for maximum strength
- Reinforced steel frame provides maximum strength & stability
- Long lasting self-lubricated flange bearings for smooth rotation
- Heavy duty 1" stainless steel pinch-proof rollers

RETRACTION

- Enclosed factory tuned & matched cartridge-style spring motor
- Non corrosive stainless steel pawl spring
- Cast iron lock ring with non-sparking bronze pawl
- Multi-position lock ratchet mechanism secures hose at desired length

SIGNATURE FEATURES

- Professional grade heavy duty steel construction
- Durable proprietary CPC™ powder coat process
- Rolled edges & ribbed discs provide strength & safety
- Leading 2-year manufacturer's limited warranty
- Made in the U.S.A. - Sold & Supported Worldwide

POSSIBLE FIELDS OF APPLICATION

- Hydraulics
- Hydrant Dispenser
- Twin Agent Applications
- Chemical Fluid Transfer

ACCESSORIZE YOUR REEL :: PG 50

- O-Rings & Swivels
- Roller Brackets
- Hoses
- Assorted Reel Accessories

300 SERIES EXHAUST REELS



COXREELS® 300 Series “Exhaust” spring driven reels are there to provide ventilation where necessary. This heavy duty frame was built to provide strength, stability and durability. The 300 Series reels have features found on many of our reels like spun discs, welded steel frame and enclose cartridge motor. These reels also feature an easy access panel to have access to the main drum with internal ducting included, making it ready to go.

EXHAUST REELS

LESS HOSE				SIZE INDEX
MODEL	I.D.	O.D.	FT.	
319-424	4"	24' Capacity	103	1
328-440	4"	40' Capacity	115	2
319-520	5"	20' Capacity	103	1
328-532	5"	32' Capacity	115	2
332-536	5"	36' Capacity	121	3
319-620	6"	20' Capacity	105	1
328-632	6"	32' Capacity	117	2
332-636	6"	36' Capacity	123	3

300 SERIES :: REEL SPECIFICATIONS

DESIGN

- Exhaust hose reel designed to enable the extraction of exhaust fumes directly from the source of their emission & maintain safer shop air quality.
- 6" exhaust ductwork on all models
- For floor, wall & overhead mounting applications
- Easy access panel to the drum for convenient routine maintenance
- Hose guide rail
- Internal ducting is included

STRUCTURE

- Reel features an all welded steel frame, no bolts, for strength & durability
- Drum mounted hose guide

RETRACTION

- Enclosed factory tuned & matched cartridge-style spring motor
- Cast iron lock ring with non-sparking bronze pawl
- Multi-position lock ratchet mechanism secures hose at desired length.

SIGNATURE FEATURES

- Professional grade heavy duty steel construction
- Durable proprietary CPC™ powder coat process
- Rolled edges & ribbed discs provide strength & safety
- Leading 2-year manufacturer's limited warranty
- Made in the U.S.A. - Sold & Supported Worldwide

POSSIBLE FIELDS OF APPLICATION

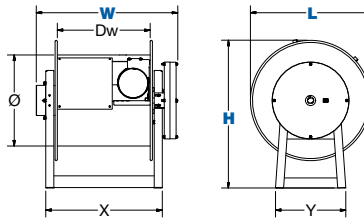
- Indoor Vehicle Exhaust Removal System
- Vehicle Manufacturing Facilities
- Automotive Dealerships
- Automotive & Fleet Service Centers
- Garage Settings
- Fire Stations

REEL DIMENSIONS

Technical Data Sheets Available On Website

SIZE INDEX	W	H	L	X	Y	Ø	Dw
1	28 1/4"	29 1/2"	24"	23 1/4"	14"	18"	19"
2	37 1/4"	29 1/2"	24"	32 1/4"	14"	18"	28"
3	41 1/4"	29 1/2"	24"	36 1/4"	14"	18"	32"

Overall Dimensions Base Drum



COXREELS® 300 FEATURES

Easy Access Panel


- An easy to remove panel allows full access to the drum

All Welded Steel Frame

- An all welded steel frame for strength, durability, stability & to prevent tip-overs

PERFECT FOR:

**Repair Centers
Fire Stations
Service Station
Smog Stations
Emergency Crews**



COXREELS® V Series spring driven and hand crank vacuum hose reels are available in both vacuum only and vacuum/pneumatic combinations. Both are designed to extract unwanted fumes, particles and by-products from your work area. The vacuum/pneumatic models have dual plumbing for vacuum extraction while simultaneously powering pneumatic tools such as grinders and sanders in an enclosed efficient system.

V100 SERIES MODELS

LESS HOSE								SIZE INDEX
MODEL	DESCRIPTION	VACUUM			AIR		APRX. LBS.	
		INLET	CAP.	VAC.	INLET	CAP.		
V-117-850	Vacuum Only, Direct Crank	1½" Cuff	50	29" Hg	-	-	28	1

V1175 SERIES MODELS

LESS HOSE								SIZE INDEX
MODEL	DESCRIPTION	VACUUM			AIR		APRX. LBS.	
		INLET	CAP.	VAC.	INLET	CAP.		
V-1175-850	Vacuum Only, Direct Crank	1½" NPT	50	29" Hg	-	-	118	2
V-1175-850-C	Vacuum Only, Bevel Front Crank	1½" NPT	50	29" Hg	-	-	121	3
V-1175-850-T	Vacuum Only, Bevel Top Crank	1½" NPT	50	29" Hg	-	-	121	3
VA-1175-850*	Vacuum & Air, Rim Rewind	1½" NPT	50	29" Hg	½" NPT	50	123	4
VA-1175-850-C*	Vacuum & Air, Bevel Front Crank	1½" NPT	50	29" Hg	½" NPT	50	126	4
VA-1175-850-T*	Vacuum & Air, Bevel Top Crank	1½" NPT	50	29" Hg	½" NPT	50	126	4

*VA models have dual plumbing for both vacuum & air applications, pneumatic swivel inlet is solid brass ½" NPT 300 PSI swivel

V SERIES MODELS

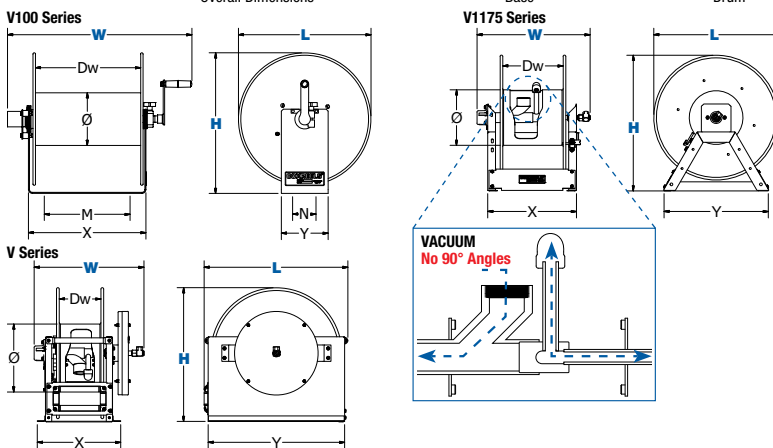
LESS HOSE								SIZE INDEX
MODEL	DESCRIPTION	VACUUM			AIR		APRX. LBS.	
		INLET	CAP.	VAC.	INLET	CAP.		
V-SLPL-825	Vacuum Only, Spring Rewind	1½" NPT	25	29" Hg	-	-	102	5
VA-DLPL-825*	Vacuum & Air, Spring Rewind	1½" NPT	25	29" Hg	½" NPT	25	107	6

*VA models have dual plumbing for both vacuum & air applications, pneumatic swivel inlet is solid brass ½" NPT 300 PSI swivel

REEL DIMENSIONS

Technical Data Sheets Available On Website

SIZE INDEX	W	H	L	X	Y	Ø	Dw
1	23⅝"	18"	17"	15"	6"	13½"	6¾"
2	24⅞"	26⅛"	24"	17⅞"	20¼"	10½"	11⅝"
3	22"	26⅛"	24"	17⅞"	20¼"	10½"	11⅝"
4	21¾"	26⅛"	24"	17⅞"	20¼"	10½"	11⅝"
5	17½"	24½"	26⅜"	15⅜"	25"	10½"	7½"
6	20⅞"	24½"	26⅜"	15⅜"	25"	10½"	7½"



V SERIES :: REEL SPECIFICATIONS

V100 SERIES

- Direct hand crank reel with a solid one piece steel "U" shaped frame design
- Lightweight & compact design makes this reel the ideal solution for commercial vacuum systems
- Direct connect port for vacuum hose with bullet cuffs
- Adjustable tension brake to prevent "free-wheeling" during operation, transport or storage

V1175 SERIES

- Sturdy all welded "A" frame base with a double supported steel axle
- Bevel gear hand crank
- Removable crank handle for compact storage
- Low profile outlet riser & open drum slot design, provide a non-crimping, flat smooth hose wrap

V SERIES

- Enclosed factory tuned & matched cartridge-style spring motor
- Sturdy box-style frame with heavy duty steel cross supports to all four corners for extra rigidity
- Low profile outlet riser & open drum slot design, provide a non-crimping, flat smooth hose wrap
- Self-lubricated flange bearings & multi-position lock ratchet
- Lubricated factory matched cartridge-style spring motor
- Heavy duty 1" O.D non-corrosive stainless steel rollers
- Cast iron lock ring with non-sparking bronze pawl

SIGNATURE FEATURES

- Professional grade heavy duty steel construction
- Durable proprietary CPC™ powder coat process
- Rolled edges & ribbed discs provide strength & safety
- Leading 2-year manufacturer's limited warranty
- Made in the U.S.A. - Sold & Supported Worldwide

POSSIBLE FIELDS OF APPLICATION

- Vacuum Operation
- General Industrial
- Manufacturing Plants & Facilities
- Maintenance, Repair & Operations
- Construction Sites

ACCESSORIZE YOUR REEL :: PG 50

- O-Rings & Swivels
- Roller Brackets
- Hoses
- Assorted Reel Accessories



SPRING DRIVEN

P-W & SHW SERIES SPRING DRIVEN WELDING HOSE REELS



COXREELS® P-W and SHW Series spring driven "Welding" hose reels are the ideal solution for managing bulky twin line welding hose. The P-W Series, like the P Series, is more compact in size and shares the reputation for long lasting performance. The SHW Series has a larger chassis and frame to accommodate longer lengths of welding hose and Coxreels' original Super Hub dual axle support system for increased stability during operation, less vibration and greater structural integrity.

OXYGEN-ACETYLENE WELDING HOSE REELS

Hose supplied on reel is twin-siamese type meeting R.M.A. and C.G.A. type V.D. grade R specifications. Use of other types of hose is not recommended. **Note: Do Not Exceed Listed Hose O.D. To Obtain Max. Length.**

HOSE						LESS HOSE		SIZE INDEX
MODEL	I.D.	FT.	PSI	APRX. LBS.	AVAILABLE IN EZ-COIL	MODEL	APRX. LBS.	
P-W-125	1/4"	25	200	46	EZ-P-W-125	P-WL-125†	39	1
P-W-135	1/4"	35	200	48	-	P-WL-135†	40	1
P-W-140	1/4"	40	200	51	-	P-WL-140†	42	1
SHW-N-150	1/4"	50	200	64	EZ-SHW-150	SHWL-N-150†	52	2
SHW-N-160	1/4"	60	200	76	-	SHWL-N-160†	61	3
SHW-N-175	1/4"	75	200	80	EZ-SHW-175	SHWL-N-175†	63	3
SHW-N-1100	1/4"	100	200	84	EZ-SHW-1100	SHWL-N-1100	62	3

To order EZ-Coil® equipped models less hose, please add prefix "EZ-". Less hose models comes with inlet hose

DUAL FUEL WELDING HOSE REELS

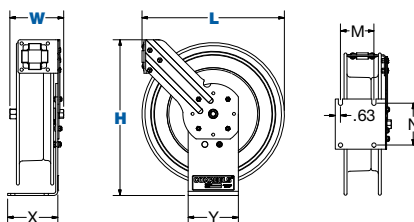
Hose supplied on reel is twin-siamese type grade "T." Grade "T" reels and hoses are used for a wide variety of gases, such as MAPP, propane, natural and fuel. **Note: Do Not Exceed Listed Hose O.D. To Obtain Max. Length.**

HOSE						LESS HOSE		SIZE INDEX
MODEL	I.D.	FT.	PSI	APRX. LBS.	AVAILABLE IN EZ-COIL	MODEL	APRX. LBS.	
P-WT-125	1/4"	25	200	46	EZ-P-WT-125	P-WTL-125†	39	1
SHWT-N-150	1/4"	50	200	64	EZ-SHWT-150	SHWTL-N-150†	52	2
SHWT-N-175	1/4"	75	200	80	EZ-SHWT-175	SHWTL-N-175†	63	3
SHWT-N-1100	1/4"	100	200	84	EZ-SHWT-1100	SHWTL-N-1100	62	3

To order EZ-Coil® equipped models less hose, please add prefix "EZ-". Less hose models comes with inlet hose

REEL DIMENSIONS Technical Data Sheets Available On Website

SIZE INDEX	W	H	L	X	Y	M	N
1	8 1/2"	18 5/8"	17"	6"	6"	4"	5"
2	10 1/4"	21 1/4"	19 1/2"	6"	6"	4"	5"
3	10 1/4"	25 1/2"	24"	6"	6"	4"	5"



P-W & SHW SERIES :: REEL SPECIFICATIONS

SWIVEL

- External fluid path with 90° full-flow dual ported brass swivel offering both connections from the same side of the reel
- Swivel lock bracket ensures maximum safety
- Swivel Seals: VITON®

DESIGN & STRUCTURE

- Designed for Oxy-Acetylene or "T" grade welding hose
- Single pedestal reel with space saving design facilitates workplace organization
- Guide arm adjusts to wall, floor & overhead positions
- Solid one piece, heavy gauge 1/4" steel base & support post for maximum stability
- 1" solid steel axle & lubricated precision bearings for smooth rotation
- Coxreels' exclusive Super Hub™ dual axle support system on models with size index #2 & #3

RETRACTION

- Controlled retraction speed up to 80% slower on EZ-COIL models :: See page 7 for details
- Enclosed factory tuned & matched cartridge-style spring motor
- Non corrosive stainless steel spring, pawl & zinc plated ratchet
- Multi-position non-sparking lock ratchet mechanism secures hose at desired length

SIGNATURE FEATURES

- Professional grade heavy duty steel construction
- Durable proprietary CPC™ powder coat process
- Rolled edges & ribbed discs provide strength & safety
- Leading 2-year manufacturer's limited warranty
- Made in the U.S.A. - Sold & Supported Worldwide

POSSIBLE FIELDS OF APPLICATION

- Manufacturing Plants
- Maintenance, Repair & Operations
- Welding / Service Trucks
- Welding Shops
- Garage Settings
- Automotive & Fleet Maintenance
- Pipelines
- Mining, Construction & Railroad Operations

ACCESSORIZE YOUR REEL :: PG 50

- O-Rings & Swivels
- Mounting Brackets
- Hoses
- Assorted Reel Accessories



SPRING DRIVEN WELDING CABLE REELS **P-WC SERIES**

COXREELS® P-WC Series spring driven “Welding Cable” reels protect and extend the life of your welding cable by neatly and conveniently storing it on a 25, 35 or 50 foot self-retracting welding cable reel. They are the solution for keeping your work area safe, organized and efficient.

WELDING CABLE REEL

Protect & extend the life of your welding cable while keeping your work area and vehicles clean & organized. **Caution: When using reel for extended periods of time unwind all cable to prevent heat build up.**

CABLE						LESS CABLE		SIZE INDEX
MODEL	FT.	TYPE	VOLT.	AMPS.	APRX. LBS.	MODEL	APRX. LBS.	
P-WC13-3506	35	6ga	600	75	31	P-WC13L-3506	26	1
P-WC13-5006	50	6ga	600	75	35	P-WC13L-5006	28	1
P-WC13-3504	35	4ga	600	150	34	P-WC13L-3504	26	1
P-WC13-5004	50	4ga	600	150	39	P-WC13L-5004	28	1
P-WC13-3502	35	2ga	600	225	36	P-WC13L-3502	26	1
P-WC17-5002	50	2ga	600	225	56	P-WC17L-5002	42	2
P-WC13-2501	25	1ga	600	300	35	P-WC13L-2501	26	1
P-WC17-5001	50	1ga	600	300	60	P-WC17L-5001	42	2
P-WC13-2510	25	1/0	600	350	37	P-WC13L-2510	26	1
P-WC17-5010	50	1/0	600	350	64	P-WC17L-5010	42	2
P-WC17-3520	35	2/0	600	450	60	P-WC17L-3520	42	2
P-WC17-5020	50	2/0	600	450	68	P-WC17L-5020	42	2



P-WC SERIES :: REEL SPECIFICATIONS

SLIP RING

- External, easily accessible heavy gauge CPC™ powder coated steel components cover for simple slip ring routine maintenance
- Electrical current runs through a 450 AMP rated slip ring

DESIGN & STRUCTURE

- Designed for electrode & grounding lead applications (each lead requires an individual reel)
- Single pedestal reel with space saving design facilitates workplace organization
- Welding cable clamp available (see below)
- Guide arm adjusts to wall, floor, vehicle & overhead positions
- Solid one piece, heavy gauge 1/4" steel base & support post for maximum stability
- 1" solid steel axle & lubricated precision bearings for smooth rotation

RETRACTION

- Enclosed factory tuned & matched cartridge-style spring motor
- Non corrosive stainless steel spring, pawl & zinc plated ratchet
- Multi-position lock ratchet mechanism secures cable at desired length

SIGNATURE FEATURES

- Professional grade heavy duty steel construction
- Durable proprietary CPC™ powder coat process
- Rolled edges & ribbed discs provide strength & safety
- Leading 2-year manufacturer's limited warranty
- Made in the U.S.A. - Sold & Supported Worldwide

POSSIBLE FIELDS OF APPLICATION

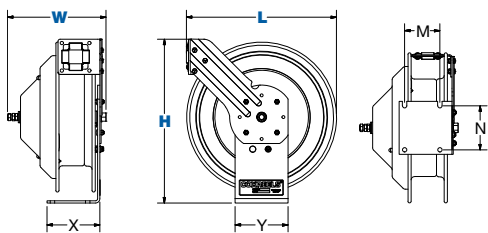
- Manufacturing Plants & Facilities
- Maintenance, Repair & Operations
- Welding / Service Trucks
- Welding Shops
- Garage Settings
- Automotive & Fleet Maintenance
- Pipelines
- Mining, Construction & Railroad Operations
- Marine/Ship Building/ Offshore

ACCESSORIZE YOUR REEL :: PG 50

- Mounting Brackets
- Assorted Reel Accessories

REEL DIMENSIONS Technical Data Sheets Available On Website

SIZE INDEX	W	H	L	X	Y	M	N
1	8½"	14½"	13¾"	5"	6"	3"	5"
2	11"	18¼"	17¼"	6"	6"	4"	5"



COXREELS® ACCESSORY

	<p>Electrode Holder</p> <p>Electrode holder features a six-position jaw pattern and has fully insulated, protected springs. # 7685</p>		<p>Grounding Clamp</p> <p>300 Amp with solid copper jaws & fits cable ballpoint thru 3/0. #7688</p>
---	---	---	--



PC¹⁰ SERIES COMPACT POWER CORD REELS

COXREELS® PC¹⁰ Series Power-Cord Series is a unique compact addition to our original line of power cord and light reels. This ground-breaking design sets a new bar as the ideal cord management solution capable of fulfilling any commercial or industrial application where space is limited. Modeled after the LG "Little Giant" Series, this Series is equipped with a continuous radius grommet style power cord guide and a unique C-PEP™ Composite hub featuring excellent chemical resistance and additional strength at cold temperatures.

FOR INDOOR USE ONLY!

All models rated at 115 volts, 60 hz single phase only.



PC¹⁰ SERIES :: REEL SPECIFICATIONS

Listed† :: Accessories only

SLIP RING

- External heavy gauge CPC™ powder coated steel components cover for simple slip ring routine maintenance
- Electrical current runs through a 25AMP / 600V rated slip ring
- Include 5' lead cable & grounding plug (except on less cord models)

DESIGN & STRUCTURE

- Selection of electrical accessories
- Compact & lightweight spring driven cord reel save space & facilitate workplace organization
- CoxComposite™ grommet with continuous radius design that does not pinch or catch the cord during operation
- Solid one piece, 12GA steel base & support post for maximum stability
- ½" solid steel axle & lubricated precision bearings for smooth rotation

RETRACTION

- Enclosed factory tuned & matched cartridge-style spring motor
- Non-corrosive CoxComposite™ ratchet hub with self lubricating bronze bearings secures cord at desired length

SIGNATURE FEATURES

- Professional grade heavy duty steel construction
- Durable proprietary CPC™ powder coat process
- Rolled edges & ribbed discs provide strength & safety
- Leading 2-year manufacturer's limited warranty
- Made in the U.S.A. - Sold & Supported Worldwide

POSSIBLE FIELDS OF APPLICATION

- Power Tools
- Light Source
- General Industrial
- Bench Mount
- Manufacturing Plants & Facilities
- Workshops
- Automotive & Fleet Service Centers
- Service / Mechanic / Utility Vehicles

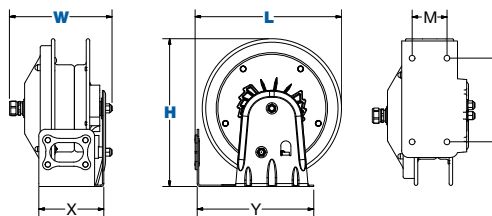
CORD								SIZE INDEX
MODEL	ACCESSORY	AWG / NO COND.	CORD FT.	TYPE	VOLTS	AMPS	APRX. LBS.	
PC10-3016-A	Single Industrial Receptacle†	16 / 3	30	SJO	115	13	14	1
PC10-3012-A		12 / 3	30	SJO	115	20	17	1
PC10-3012-B	Quad "4 Plug" Industrial Receptacle† 	12 / 3	30	SJO	115	20	18	1
PC10-3016-C	Fluorescent Tube Light - Shock Absorbing & Shatter Resistant† 	16 / 3	30	SJTO	115	0.3	15	1
PC10-3016-D	Fluorescent Angle Light with Tool Tap Plug† 	16 / 3	30	SJTO	115	13	16	1
PC10-3016-E	Incandescent Caged Drop Light with Tool Tap Plug† 	16 / 3	30	SJTO	115	13	14	1
PC10-3016-F	Duplex G.F.C.I. Metal Industrial Receptacle†	16 / 3	30	SJO	115	13	16	1
PC10-3012-F		12 / 3	30	SJO	115	20	19	1
PC10-3016-X	With Hose, With Cord, Less Accessory	16 / 3	30	SJO	300	13	14	1
PC10-3012-X		12 / 3	30	SJO	300	20	18	1
PC10L-3016	Less Hose, Less Cord, Less Accessory	16 / 3	30*	SJO	300	13	11	1
PC10L-3012		12 / 3	30*	SJO	300	20	11	1

*Consult factory with 4 conductor requirements.

REEL DIMENSIONS

Technical Data Sheets Available On Website

SIZE INDEX	W	H	L	X	Y	M	N
1	7 ³ / ₈ "	10 ⁵ / ₈ "	10 ¹ / ₂ "	4 ⁵ / ₈ "	8 ³ / ₈ "	2 ¹ / ₂ "	6"
	Overall Dimensions			Base		Mounting Pattern	



POWER CORD REELS **PC SERIES**

COXREELS® PC Series spring driven "Power Cord" reels are heavy duty, industrial grade power sources. They replace tangled extension cords and self-retract to increase safety, productivity and efficiency. Modeled after the P and SH Series, the PC Series are designed for long-lasting, trouble-free performance even under the most demanding conditions.

FOR INDOOR USE ONLY!

All models rated at 115 volts, 60 hz single phase only.

CORD								AVAILABLE IN EZ-COIL	SIZE INDEX	
MODEL	ACCESSORY	AWG / NO COND.	CORD FT.	TYPE	VOLTS	AMPS	APRX. LBS.			
PC13-3516-A [†]	Single Industrial Receptacle [†]	16 / 3	35	SJO	115	13	34	-	1	
PC13-5016-A [†]		16 / 3	50	SJO	115	13	36	EZ-PC13-5016-A	1	
PC19-7516-A		16 / 3	75	SJO	115	13	60	-	3	
PC24-0016-A		16 / 3	100	SJO	115	13	73	EZ-PC24-0016-A	4	
PC13-3512-A [†]		12 / 3	35	SJO	115	20	37	-	1	
PC13-5012-A [†]		12 / 3	50	SJO	115	20	40	EZ-PC13-5012-A	1	
PC19-7512-A		12 / 3	75	SJO	115	20	67	-	3	
PC24-0012-A		12 / 3	100	SJO	115	20	81	EZ-PC24-0012-A	4	
PC13-3512-B [†]		Quad "4 Plug" Industrial Receptacle [†]	12 / 3	35	SJO	115	20	38	-	1
PC13-5012-B [†]			12 / 3	50	SJO	115	20	41	EZ-PC13-5012-B	1
PC19-7512-B	12 / 3		75	SJO	115	20	68	-	3	
PC24-0012-B	12 / 3		100	SJO	115	20	84	EZ-PC24-0012-B	4	
PC13-3516-C [†]	Fluorescent Tube Light - Shock Absorbing & Shatter Resistant [†]	16 / 3	35	SJTO	115	0.3	35	-	1	
PC13-5016-C [†]		16 / 3	50	SJTO	115	0.3	37	EZ-PC13-5016-C	1	
PC24-0016-C		16 / 3	100	SJTO	115	0.3	75	EZ-PC24-0016-C	4	
PC13-3516-D [†]	Fluorescent Angle Light with Tool Tap Plug [†]	16 / 3	35	SJTO	115	13	35	-	1	
PC13-5016-D [†]		16 / 3	50	SJTO	115	13	37	EZ-PC13-5016-D	1	
PC24-0016-D		16 / 3	100	SJTO	115	13	73	EZ-PC24-0016-D	4	
PC13-3516-D2	Dual Fluorescent Angle Light with Tool Tap Plug [†]	16 / 3	35	SJTO	115	12	35	-	1	
PC13-5016-D2		16 / 3	50	SJTO	115	12	37	EZ-PC13-5016-D2	1	
PC24-0016-D2		16 / 3	100	SJTO	115	12	73	EZ-PC24-0016-D2	4	
PC13-3516-E [†]	Incandescent Caged Drop Light with Tool Tap Plug [†]	16 / 3	35	SJTO	115	13	34	-	1	
PC13-5016-E [†]		16 / 3	50	SJTO	115	13	36	EZ-PC13-5016-E	1	
PC19-7516-E		16 / 3	75	SJTO	115	13	60	-	3	
PC24-0016-E		16 / 3	100	SJTO	115	13	73	EZ-PC24-0016-E	4	
PC13-3516-F [†]	Duplex G.F.C.I. Metal Industrial Receptacle [†]	16 / 3	35	SJO	115	13	36	-	1	
PC13-5016-F [†]		16 / 3	50	SJO	115	13	38	EZ-PC13-5016-F	1	
PC19-7516-F		16 / 3	75	SJO	115	13	60	-	3	
PC24-0016-F		16 / 3	100	SJO	115	13	73	EZ-PC24-0016-F	4	
PC13-3512-F [†]		12 / 3	35	SJO	115	20	39	-	1	
PC13-5012-F [†]		12 / 3	50	SJO	115	20	42	EZ-PC13-5012-F	1	
PC19-7512-F		12 / 3	75	SJO	115	20	67	-	3	
PC24-0012-F		12 / 3	100	SJO	115	20	83	EZ-PC24-0012-F	4	
PC19-7516-X		With Hose, With Cord, Less Accessory	16 / 3	75**	SJO	115	13	60	-	3
PC24-0016-X			16 / 3	100**	SJO	115	13	71	EZ-PC24-0016-X	4
PC13-5012-X ^{††}	12 / 3		50**	SJO	115	20	40	EZ-PC13-5012-X	1	
PC19-7512-X	12 / 3		75**	SJO	115	20	66	-	3	
PC24-0012-X	12 / 3		100**	SJO	115	20	81	EZ-PC24-0012-X	4	
PC17-3510-X ^{††}	10 / 3		35**	SO	115	30	62	-	2	
PC17-5010-X ^{††}	10 / 3	50**	SO	115	30	67	-	2		
PC13L-5016 ^{††}	Less Hose, Less Cord, Less Accessory	16 / 3	50*	SJO	115	25	31	EZ-PC13L-5016	1	
PC19L-7516		16 / 3	75*	SJO	115	25	52	-	3	
PC24L-0016		16 / 3	100*	SJO	115	25	62	EZ-PC24L-0016	4	
PC13L-5012 ^{††}		12 / 3	50*	SJO	115	25	29	EZ-PC13L-5012	1	
PC19L-7512		12 / 3	75*	SJO	115	25	53	-	3	
PC24L-0012		12 / 3	100*	SJO	115	25	64	EZ-PC24L-0012	4	
PC17L-5010 ^{††}		10 / 3	-	-	115	35	49	-	2	

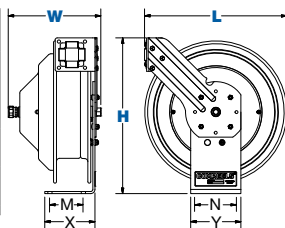
*Consult factory with 4 conductor requirements. **When not using specified cord type capacity may vary.

REEL DIMENSIONS

Technical Data Sheets Available On Website

SIZE INDEX	W	H	L	X	Y	M	N
1	8½"	14⅞"	13½"	5"	6"	3"	5"
2	11"	18⅝"	17"	6"	6"	4"	5"
3	10⅞"	21"	19½"	6"	6"	4"	5"
4	10¼"	25½"	24"	6"	6"	4"	5"

Overall Dimensions Base Mounting Pattern



PC24-0016-D



EZ-PC13-5016-C

UL Listed †

UL Listed ††

PC SERIES :: REEL SPECIFICATIONS

SLIP RING

- External heavy gauge CPC™ powder coated steel components cover for simple slip ring routine maintenance
- Electrical current runs through a 25AMP / 600V rated slip ring (35AMP on select models)
- Include 5' lead cable & grounding plug (Except on less cord models)

DESIGN & STRUCTURE

- Selection of electrical accessories
- Single pedestal cord reel with space saving design facilitates workplace organization
- Guide arm adjusts to wall, floor & overhead positions
- Solid one piece, heavy gauge 1/4" steel base & support post for maximum stability
- Coxreels' exclusive Super Hub™ dual axle support system on models with size index #3 & #4
- 1" solid steel axle & lubricated precision bearings for smooth rotation

RETRACTION

- Controlled retraction speed up to 80% slower on EZ-COIL models :: See page 7 for details
- Enclosed factory tuned & matched cartridge-style spring motor
- Non-corrosive stainless steel spring, pawl & zinc plated ratchet
- Multi-position lock ratchet mechanism secures cord at desired length

SIGNATURE FEATURES

- Professional grade heavy duty steel construction
- Durable proprietary CPC™ powder coat process
- Rolled edges & ribbed discs provide strength & safety
- Leading 2-year manufacturer's limited warranty
- Made in the U.S.A. - Sold & Supported Worldwide

POSSIBLE FIELDS OF APPLICATION

- Power Tools
- Light Source
- General Industrial
- Manufacturing Plants
- Workshops
- Automotive & Fleet Service Centers
- Construction Sites

ACCESSORIZE YOUR REEL :: PG 50

- Mounting Brackets
- Assorted Reel Accessories



SD & SDH SERIES *STATIC DISCHARGE CABLE REELS*



COXREELS® SD and SDH Series “Static Discharge” cable reels are built heavy duty and designed for long lasting performance. They are specifically design to be used in combustible environments where the static buildup could ignite a spark and subsequent explosion. Static discharge or grounding reels are commonly paired with fuel hose reels found on page 33.

SPRING STATIC DISCHARGE REELS WITH GALVANIZED CABLE

WITH GALVANIZED CABLE					LESS CABLE		SIZE INDEX
MODEL	FT.	O.D.	APRX. LBS.	AVAILABLE IN EZ-COIL	MODEL	APRX. LBS.	
SD-35	35	5/32"	18	EZ-SD-35	-	-	1
SD-50	50	5/32"	20	EZ-SD-50	SDL-50	18	1
SD-75	75	5/32"	31	EZ-SD-75	-	-	2
SD-100	100	5/32"	32	EZ-SD-100	SDL-100	28	2

To order EZ-Coil® equipped models less hose, please add prefix "EZ-"

SPRING STATIC DISCHARGE REELS WITH STAINLESS STEEL CABLE

WITH STAINLESS STEEL CABLE					LESS CABLE		SIZE INDEX
MODEL	FT.	O.D.	APRX. LBS.	AVAILABLE IN EZ-COIL	MODEL	APRX. LBS.	
SD-35-1	35	5/32"	18	EZ-SD-35-1	-	-	1
SD-50-1	50	5/32"	20	EZ-SD-50-1	SDL-50	18	1
SD-75-1	75	5/32"	31	EZ-SD-75-1	-	-	2
SD-100-1	100	5/32"	32	EZ-SD-100-1	SDL-100	28	2

To order EZ-Coil® equipped models less hose, please add prefix "EZ-"

HAND CRANK STATIC DISCHARGE REELS WITH GALVANIZED CABLE

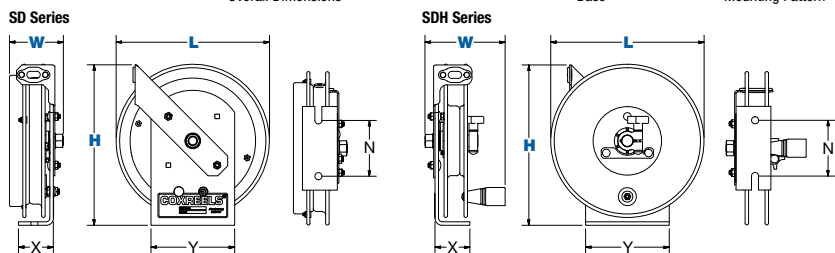
WITH GALVANIZED CABLE				LESS CABLE		SIZE INDEX
MODEL	FT.	O.D.	APRX. LBS.	MODEL	APRX. LBS.	
SDH-100	100	5/32"	24	-	-	3
SDH-200	200	5/32"	28	SDHL-200	20	3

HAND CRANK STATIC DISCHARGE REELS WITH STAINLESS STEEL CABLE

WITH GALVANIZED CABLE				LESS CABLE		SIZE INDEX
MODEL	FT.	O.D.	APRX. LBS.	MODEL	APRX. LBS.	
SDH-100-1	100	5/32"	24	-	-	3
SDH-200-1	200	5/32"	28	SDHL-200	20	3

REEL DIMENSIONS Technical Data Sheets Available On Website

SIZE INDEX	W	H	L	X	Y	N
1	3 7/8"	11 1/2"	11"	2 1/2"	6"	4"
2	4"	15"	14 1/2"	2 1/2"	6"	4"
3	5 3/4"	11 1/2"	11"	2 1/2"	6"	4"



SD & SDH SERIES :: REEL SPECIFICATIONS

STATIC DISCHARGE

- Available with 7 strand x 7 wire galvanized steel or stainless steel cable
- High visibility orange vinyl cable cover
- Includes cable, ball stop & 50 Amp grounding clamp (100 Amp copper grounding clamp available, consult factory)

DESIGN & STRUCTURE

- Compact static discharge cable reel available in spring rewind or direct hand crank retraction
- Commonly paired with fuel reels & used in combustible environment for grounding purposes
- Guide arm adjusts to wall, floor, vehicle & overhead positions
- Solid one piece, heavy gauge 1/4" steel base for maximum stability
- 1" solid steel axle & lubricated precision bearings for smooth rotation
- Bottom of base is un-powder coated to ground reel

RETRACTION

- Controlled retraction speed up to 80% slower on **EZ-COIL** models :: See page 7 for details
- Enclosed factory tuned & matched cartridge-style spring motor on SD Series
- Non corrosive stainless steel spring, pawl & zinc plated ratchet on SD Series
- Multi-position non-sparking lock ratchet mechanism secures cable at desired length on SD Series
- Simple design with direct hand crank action on SDH Series

SIGNATURE FEATURES

- Professional grade heavy duty steel construction
- Durable proprietary CPC™ powder coat process
- Rolled edges & ribbed discs provide strength & safety
- Leading 2-year manufacturer's limited warranty
- Made in the U.S.A. - Sold & Supported Worldwide

POSSIBLE FIELDS OF APPLICATION

- Fuel / Service Trucks
- Fuel Storage & Dispensing Systems
- Ground Support
- Aviation Static Grounding
- Aviation Refueling
- Vehicle Refueling
- Marine / Ship Refueling / Offshore
- Oil Refinery

ACCESSORIZE YOUR REEL :: Pg 50

- Mounting Brackets
- Assorted Reel Accessories



NITRO-PRO® SERIES ALUMI-PRO® SERIES

COXREELS® Alumi-Pro® Series “Aluminum Professional-Grade” spring driven hose reels have the strength of steel without the weight! The Alumi-Pro® series is modeled after Coxreels’ popular P Series line of hose reels, but are uniquely constructed out of high quality aluminum. They’re compact, lightweight and non-corrosive making them the perfect choice when polypropylene or plastic hose reels are not the preferred choice due to their limited strength and durability.

ALUMI-PRO® SERIES

HOSE						LESS HOSE		SIZE INDEX
MODEL	I.D.	O.D.	FT.	PSI	APRX. LBS.	MODEL	APRX. LBS.	
P-LP-125-AL	1/4"	1/2"	25	300	18	P-LPL-125-AL	15	1
P-LP-150-AL	1/4"	1/2"	50	300	25	P-LPL-150-AL	18	3
P-LP-325-AL	3/8"	5/8"	25	300	19	P-LPL-325-AL	16	2
P-LP-350-AL	3/8"	5/8"	50	300	27	P-LPL-350-AL	20	3
P-LP-425-AL	1/2"	3/4"	25	300	29	P-LPL-425-AL	22	4
P-LP-430-AL	1/2"	3/4"	30	300	31	P-LPL-430-AL	22	4

COXREELS® Nitro-Pro® Series spring driven hose reels are the only nitrogen hose reels specifically engineered, tested and approved for use with nitrogen tire inflation systems. These professional-grade specialty reels feature compact space-saving size and heavy duty construction for flexible installation and long-lasting performance. The EZ-Coil® model features Coxreels’ patented rewind safety system that retracts up to 80% slower than conventional spring driven reels. This reel is specifically designed to reduce workplace accidents and increase operator safety.

NITRO-PRO® SERIES

HOSE							LESS HOSE		SIZE INDEX
MODEL	I.D.	O.D.	FT.	PSI	APRX. LBS.	AVAILABLE IN EZ-COIL	MODEL	APRX. LBS.	
P-NP-350	3/8"	5/8"	50'	300	43	EZ-P-NP-350	P-NPL-350	36	3

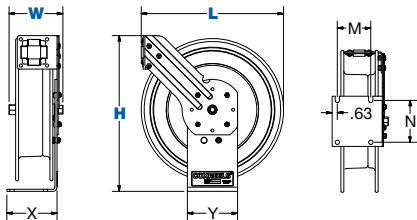
To order EZ-Coil® equipped models less hose, please add prefix "EZ-"

REEL DIMENSIONS

Technical Data Sheets Available On Website

SIZE INDEX	W	H	L	X	Y	M	N
1	5 7/8"	14 7/8"	13 1/2"	5"	6"	3"	5"
2	6 1/2"	14 7/8"	13 1/2"	5"	6"	3"	5"
3	6 3/4"	18 5/8"	17 1/8"	6"	6"	4"	5"
4	7"	18 5/8"	17 1/8"	6"	6"	4"	5"

Overall Dimensions Base Mounting Pattern



NITRO-PRO® & ALUMI-PRO® SERIES :: REEL SPECIFICATIONS

ALUMI-PRO® SWIVEL

- External fluid path with machined from solid brass 90° full-flow NPT swivel inlet
- Swivel Seals: NITRILE

ALUMI-PRO® DESIGN / STRUCTURE

- Single pedestal reel for applications that require professional grade strength without the weight
- Guide arm adjusts to wall, floor, vehicle & overhead positions
- Industrial strength CPC™ powder coated aluminum construction
- 1" solid steel axle & lubricated precision bearings for smooth rotation

NITRO-PRO® SWIVEL

- Nitrogen quality seals in the machined from solid brass 90° full-flow NPT swivel

NITRO-PRO® DESIGN / STRUCTURE

- Designed for nitrogen tire inflation systems
- Guide arm adjusts to wall, floor, vehicle & overhead positions
- Solid one piece, heavy gauge 1/4" steel base & support post for maximum stability
- Durable special "Nitrogen Green" proprietary CPC™ powder coat finish
- Green nitrogen hose & hose stop to adjust lead length
- 1" solid steel axle & lubricated precision bearings for smooth rotation

SIGNATURE FEATURES

- Professional grade heavy duty steel construction
- Durable proprietary CPC™ powder coat process
- Rolled edges & ribbed discs provide strength & safety
- Leading 2-year manufacturer's limited warranty
- Made in the U.S.A. - Sold & Supported Worldwide

POSSIBLE FIELDS OF APPLICATION

- Nitrogen Dispensing
- Tire Services
- Automotive Dealerships
- Automotive & Fleet Service Centers
- Service / Mechanic Trucks
- Air/Water Services
- Pneumatic Tools
- Chemical Fluid Transfer
- Lightweight Unit Requirements
- Service / Mechanic Trucks


ACCESSORIZE YOUR REEL :: PG 50

- O-Rings & Swivels
- Mounting Brackets
- Hoses
- Assorted Reel Accessories



PURE FLOW SERIES

BREATHING AIR & CLEAN FLUID HOSE REELS



COXREELS® Pure Flow Series is offered in spring rewind, hand crank and motorized retractions. All Pure Flow hose reels come standard equipped with stainless steel air/fluid paths and stainless steel swivels with non-toxic, food quality grease, ensuring clean, non-contaminated, safe and reliable transfer of breathing air, potable water or other clean fluids.

PURE FLOW EZ-P SERIES

Models with hose are for air or water service with a maximum temperature 150° F. Models less hose can be used for air, water or oil. **Note: Do not exceed listed hose O.D. to obtain maximum length.**

LESS HOSE						SIZE INDEX
MODEL	I.D.	O.D.	FT.	PSI	APRX. LBS.	
EZ-P-BLL-350	3/8"	5/8"	50	300	43	1
EZ-P-BHL-350	3/8"	5/8"	50	6000	43	1

PURE FLOW EZ-T SERIES

Models with hose are for air or water service with a maximum temperature 150° F. Models less hose can be used for air, water or oil. **Note: Do not exceed listed hose O.D. to obtain maximum length.**

LESS HOSE						SIZE INDEX
MODEL	I.D.	O.D.	FT.	PSI	APRX. LBS.	
EZ-T-BLL-3100	3/8"	5/8"	100	300	85	2
EZ-T-BHL-3100	3/8"	5/8"	100	6000	85	2

PURE FLOW 100 SERIES

LESS HOSE						SIZE INDEX
MODEL	I.D.	O.D.	FT.	PSI	APRX. LBS.	
112P-3-8	3/8"	5/8"	100	4,000	19	3

PURE FLOW CM SERIES

LESS HOSE						SIZE INDEX
MODEL	I.D.	O.D.	FT.	PSI	APRX. LBS.	
112P-3-8-CM	3/8"	5/8"	100	4,000	18	3

PURE FLOW 1125 SERIES

LESS HOSE										SIZE INDEX
MODEL	STANDARD CAP			OPTIONAL CAP. Reducer required			INLET SWIVEL & OUTLET RISER	PSI	APRX. LBS.	
	I.D.	O.D.	FT.	I.D.	O.D.	FT.				
1125P-4-6	1/2"	7/8"	100	3/8"	3/4"	140	1/2" F NPT	6,000	36	4
1125P-4-8	1/2"	7/8"	150	3/8"	3/4"	200	1/2" F NPT	6,000	37	5
1125P-4-12	1/2"	7/8"	200	3/8"	3/4"	300	1/2" F NPT	6,000	39	6

MOTOR OPTIONS

When ordering, suffix the model number with selection below. *Add 5 lbs to ship weight if reel is crated

SUFFIX	TYPE	DESCRIPTION	ADD ON APRX. LBS*
A	AIR - #4 GAST	COMP. AIR MOTOR	8
E	ELEC. - 12V DC	1/3 HP REW. REV. TYPE	13
EB	ELEC. - 24V DC	1/2 HP REW. REV. TYPE	26
ED	ELEC. - EXPL. PRF. - 12V DC	1/2 HP REW. REV. TYPE	26
EA	ELEC. - EXPL. PRF.	115V 1/2 HP REW., AC REV. TYPE	26
H	HYDRAULIC	END PORTED 9/16-18 UNF REV.	6

REEL DIMENSIONS

Technical Data Sheets Available On Website

SIZE INDEX	W		H		L	X	Y		M	N	Ø	Dw
	CRANK / ELEC / SPRING	AIR / HYD.	CRANK / SPRING	MOTOR			CRANK / SPRING	MOTOR				
1	7 1/8"	-	18 5/8"	-	17 1/8"	6"	6"	-	4"	5"	1 11/8"	3 3/4"
2	9 3/8"	-	25 1/2"	-	24"	8"	9"	-	7"	8"	1 5 3/4"	4 1/2"
3	18 1/4"	-	13"	-	12"	9 1/2"	6"	-	5 1/2"	3"	5 1/2"	8"
4	19 3/4"	17"	18 5/8"	19 1/4"	17 5/8"	11 3/8"	15 3/8"	16"	9 7/16"	10"	6 1/4"	6"
5	21 3/4"	19"	18 5/8"	19 1/4"	17 5/8"	13 3/8"	15 3/8"	16"	11 7/16"	10"	6 1/4"	8"
6	25 3/4"	23"	18 5/8"	19 1/4"	17 5/8"	17 3/8"	15 3/8"	16"	15 7/16"	10"	6 1/4"	12"

Overall Dimensions

Base

Mounting Pattern

Drum

- See page 11 For P Series dim drawing
- See page 13 For T Series dim drawing
- See page 54 For 100 Series dim drawing

- See page 55 For CM Series dim drawing
- See page 58 For 1125 Series dim drawing

PURE FLOW SERIES :: REEL SPECIFICATIONS

SWIVEL

- Non-corrosive stainless steel air/fluid path with machined from high quality stainless steel 90° full-flow NPT swivel inlet
- Swivel Seals: NITRILE Non-Toxic Food Grade Grease

DESIGN & STRUCTURE

- Safely store respiratory air hose lines for low or high pressure breathing air systems
- Safely store potable water hose lines for drinking water systems
- Safely store any hose requiring sanitized & non-contaminated fluid transfer application
- Each of these reels is built of their standard series with their own unique features & benefits

RETRACTION

- See page 11 for P Series retraction features
- See page 13 for T Series retraction features
- See page 36 for 100 Series retraction features
- See page 37 for CM Series retraction features
- See page 40 for 1125 Series retraction features

SIGNATURE FEATURES

- Professional grade heavy duty steel construction
- Durable proprietary CPC™ powder coat process
- Rolled edges & ribbed discs provide strength & safety
- Leading 2-year manufacturer's limited warranty
- Made in the U.S.A. - Sold & Supported Worldwide

POSSIBLE FIELDS OF APPLICATION

- Low Pressure Breathing Air Systems
- High Pressure Breathing Air Systems
- Fire Rescue
- Medical & Hospital Air Services
- Mining/Tunneling Operations
- Pharmaceutical Manufacturing
- Marine/Docks/Offshore
- High Pressure Cylinder Filling (SCUBA/SCBA)
- Shot Blasting
- Tank Cleaning
- Spray Painting
- Hazardous Site Cleanup
- Commercial Kitchens
- Pre-Rinse
- Potable Water
- Bulk Food
- Food Grade Washdown
- Food & Chemical Processing Plants

ACCESSORIZE YOUR REEL :: PG 50

- O-Rings & Swivels
- Hoses
- Mounting Brackets
- Assorted Reel Accessories



DUAL HYDRAULIC HOSE REELS MPD, TDMP & 1275HP SERIES

COXREELS® MPD, TDMP and 1275HP Series “Dual Hydraulic” hose reels have similar features to their related series, but have been redesigned to handle dual hydraulic applications. Choose between spring driven retraction at 3,000 PSI to 50 feet and hand crank or motorized models at 10,000 PSI to 200 feet.

MPD SERIES

Medium pressure reels are furnished standard with dual-hydraulic hose banded together every 2-3 feet with power strip-type clamps. Maximum temperature 250° F.

HOSE						LESS HOSE		SIZE INDEX
MODEL	I.D.	O.D.	FT.	PSI	APRX. LBS.	MODEL	APRX. LBS.	
N/A	-	-	-	-	-	MPDL-N-150	62	1
MPD-N-330	3/8"	1 1/16"	30	3000	78	MPDL-N-330	62	1
MPD-N-430	1/2"	1 3/16"	30	2500	79	MPDL-N-430	62	1

TDMP SERIES

Medium pressure reels are furnished standard with dual-hydraulic hose banded together every 2-3 feet with power strip-type clamps. Maximum temperature 250° F.

HOSE						LESS HOSE		SIZE INDEX
MODEL	I.D.	O.D.	FT.	PSI	APRX. LBS.	MODEL	APRX. LBS.	
TDMP-N-350	3/8"	1 1/16"	50	3000	104	TDMP-L-N-350	79	2
TDMP-N-450	1/2"	1 3/16"	50	2500	106	TDMP-L-N-450	79	2

1275HP SERIES

10,000 psi - two 1/4" 90° inlets. These reels are an essential component to operate hydraulic tools requiring 10,000 psi can be easily managed safely for efficient use in emergency situations.

LESS HOSE								SIZE INDEX
MODEL	DESCRIPTION	INLET	OUTLET	CAPACITY 1/4" I.D.	CAPACITY 3/8" I.D.	PSI	APRX. LBS.	
1275HPL-4-8	Rim Rewind	1/4"	1/2"	135'	85'	10,000*	37	3
1275HPL-4-8-C	Geared Crank	1/4"	1/2"	135'	85'	10,000*	43	3
1275HPL-4-8-A	Air Motor	1/4"	1/2"	135'	85'	10,000*	50	3
1275HPL-4-8-E	Electric Motor	1/4"	1/2"	135'	85'	10,000*	68	3
1275HPL-4-12	Rim Rewind	1/4"	1/2"	200'	125'	10,000*	39	4
1275HPL-4-12-C	Geared Crank	1/4"	1/2"	200'	125'	10,000*	45	4
1275HPL-4-12-A	Air Motor	1/4"	1/2"	200'	125'	10,000*	52	4
1275HPL-4-12-E	Electric Motor	1/4"	1/2"	200'	125'	10,000*	70	4

SUFFIX "4" OUTLET/ADAPTER OPTIONS

The option "4" is standard but can be adapted for your specific need. Simply replace "4" with an "A, B, C or D" option:

A = -4 JIC Male - # 7818

B = -5 JIC Male # 7817 & 1/2" x 3/8" Reducer - # 7540

C = 1/4" BSP Female - # 7821

D = M14 X 1.5 Female - # 7848

*Use of non-standard outlet/adapter options may reduce typical working pressure safety. Refer to page 50 for specific pressure ratings



DP SERIES

See page 21 for high capacity spring driven dual hydraulic reels



1275 SERIES

See page 44 for medium pressure dual hydraulic hose hand crank & motorized reel



MPD, TDMP & 1275HP SERIES :: REEL SPECIFICATIONS

MPD SERIES

- External fluid path with dual port melanized 90° full-flow NPT swivel inlet
- Swivel Seals: TEFLON
- Sturdy single pedestal design with Coxreels' exclusive Super Hub™ dual axle support system
- One-sided supply/return hookup
- See page 12 for series features

TDMP SERIES

- External fluid path with dual port melanized 90° full-flow NPT swivel inlet
- Swivel Seals: TEFLON
- Sturdy dual pedestal design with Coxreels' exclusive Super Hub™ dual axle support system
- One-sided supply/return hookup
- See page 13 for series features

1275HP SERIES

- Two high pressure 90° full-flow melanized steel 1/4" swivel inlets
- Swivel Seals: VITON®
- Designed for dual hydraulic emergency rescue systems & other high pressure hydraulic tools
- Sturdy all welded steel "A" frame, not bolted to strengthen the reel structure
- Two low profile outlet risers & open drum slot design for flat smooth hose wrap (must specify the type of outlets, see outlet options)

SIGNATURE FEATURES

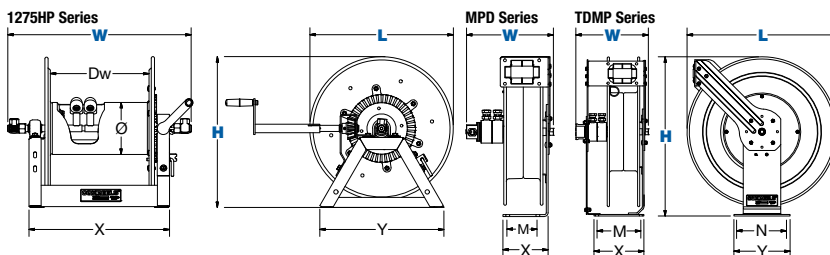
- Professional grade heavy duty steel construction
- Durable proprietary CPC™ powder coat process
- Rolled edges & ribbed discs provide strength & safety
- Leading 2-year manufacturer's limited warranty
- Made in the U.S.A. - Sold & Supported Worldwide

POSSIBLE FIELDS OF APPLICATION

- Service / Mechanic Trucks
- Garage Settings
- Hydraulic Rescue Tools
- Fire Rescue
- Emergency Situations
- Mining, Construction & Railroad Operations
- Cranes

ACCESSORIZE YOUR REEL :: Pg 50

- O-Rings & Swivels
- Mounting Brackets
- Hoses
- Assorted Reel Accessories



REEL DIMENSIONS

Technical Data Sheets Available On Website

SIZE INDEX	W			H		L	X	Y		M	N	Ø	Dw
	CRANK / SPRING	ELEC.	AIR	CRANK / SPRING	ELEC.			CRANK / SPRING	ELEC.				
1	11 1/2"	-	-	21 1/8"	-	19 1/2"	6"	6"	-	4"	5"	-	-
2	11 5/8"	-	-	25 1/2"	-	24"	8"	9"	-	7"	8"	-	-
3	17 1/2"	20 1/4"	19 1/4"	18 5/8"	19 1/8"	17 5/8"	13 3/8"	15 3/8"	16"	11 7/16"	10"	6 1/4"	8"
4	21 1/2"	24 1/4"	23 1/4"	18 5/8"	19 1/8"	17 5/8"	17 3/8"	15 3/8"	16"	15 7/16"	10"	6 1/4"	12"

Overall Dimensions Base Mounting Pattern Drum

SS SERIES

STAINLESS STEEL SPRING RETRACTABLE HOSE REELS



COXREELS® SS Series “Stainless Steel” spring driven hose reels have similar features to their related series, but are constructed of high quality electro-polished stainless steel with stainless steel fluid paths. They offer clean, non-corrosive performance in applications that require it, such as food and chemical processing, marinas, and anywhere that rust, corrosion and contamination thrive.

P SERIES - Spring Rewind

LESS HOSE						SIZE INDEX
MODEL	I.D.	O.D.	FT.	PSI	APRX. LBS.	
P-LPL-335-SS	3/8"	2 1/32"	35	300	34	1
P-LPL-350-SS	3/8"	2 1/32"	50	300	39	1
P-LPL-425-SS	1/2"	2 1/32"	25	300	39	2

SH, & MP SERIES - Spring Rewind

LESS HOSE						SIZE INDEX
MODEL	I.D.	O.D.	FT.	PSI	APRX. LBS.	
SHL-N-350-SS	3/8"	2 1/32"	50	300	44	3
SHL-N-450-SS	1/2"	2 7/32"	50	300	46	3
SHL-N-525-SS	3/4"	1 5/32"	25	300	45	4
MPL-N-350-SS	3/8"	5/8"	50	3000	53	3
MPL-N-450-SS	1/2"	3/4"	50	2500	53	3

T SERIES - Spring Rewind

LESS HOSE						SIZE INDEX
MODEL	I.D.	O.D.	FT.	PSI	APRX. LBS.	
TSHL-N-4100-SS	1/2"	2 7/32"	100	300	80	5
TSHL-N-550-SS	3/4"	1 5/32"	50	300	70	6

EN SERIES - Spring Rewind

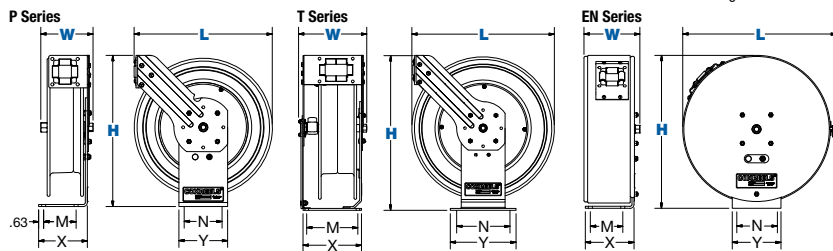
LESS HOSE						SIZE INDEX
MODEL	I.D.	O.D.	FT.	PSI	APRX. LBS.	
ENL-N-335-SS	3/8"	2 1/32"	35	300	46	7
ENL-N-350-SS	3/8"	2 1/32"	50	300	58	8
ENL-N-450-SS	1/2"	2 7/32"	50	300	61	8

REEL DIMENSIONS

Technical Data Sheets Available On Website

SIZE INDEX	W	H	L	X	Y	M	N
1	6 3/4"	18 5/8"	17 1/8"	6"	6"	4"	5"
2	7"	18 5/8"	17 1/8"	6"	6"	4"	5"
3	8 1/4"	21 1/4"	19 1/2"	6"	6"	4"	5"
4	9 3/8"	21 1/4"	19 1/2"	6"	6"	4"	5"
5	9 3/8"	25 1/2"	24"	8"	9"	7"	8"
6	9 7/8"	25 1/2"	24"	8"	9"	7"	8"
7	6 7/8"	18 7/8"	19"	6"	6"	4"	5"
8	8 1/2"	21 3/4"	21 7/8"	6"	6"	4"	5"

Overall Dimensions Base Mounting Pattern



SS SERIES - SPRING - REEL SPECIFICATIONS

SWIVEL

- Non-corrosive external fluid path with machined from high quality stainless steel 90° full-flow NPT swivel inlet
- Swivel Seals: NITRILE Non-Toxic Food Grade Grease

DESIGN & STRUCTURE

- Electro-polished stainless steel finish
- Each of these reels is built of their standard series with their own unique features & benefits

RETRACTION

- See page 11 For P Series spring driven features
- See page 12 For SH & MP Series spring driven features
- See page 13 For T Series spring driven features
- See page 16 For EN Series spring driven features

SIGNATURE FEATURES

- Professional grade heavy duty steel construction
- Durable proprietary CPC™ powder coat process
- Rolled edges & ribbed discs provide strength & safety
- Leading 2-year manufacturer's limited warranty
- Made in the U.S.A. - Sold & Supported Worldwide

POSSIBLE FIELDS OF APPLICATION

- Corrosive Environments
- Hygienic Environments
- Medical Services
- Marine/Docks/Offshore
- Manufacturing Plants & Facilities
- Pulp & Paper Plants
- Food & Chemical Processing Plants
- Bottling Plants
- Dairies
- Meat Packing
- Grocery Stores
- Restaurants & Commercial Kitchens
- Water Treatment & Supply
- Petrochemical
- Food Grade Washdown

ACCESSORIZE YOUR REEL :: PG 50

- O-Rings & Swivels
- Mounting Brackets
- Hoses
- Assorted Reel Accessories



SPRING DRIVEN FUEL HOSE REELS DEF SERIES & FUELING REELS


COXREELS® DEF Series are equipped with a stainless steel external full-flow swivel and chemical resistant Viton® seals to provide a safe, reliable Diesel Exhaust Fluid (DEF) dispensing solution. The swivel is easy to access for simple seal maintenance and fast DEF dispenser hose installation. Coxreels® professional DEF reeling systems are available in heavy-duty single pedestal (SH Series) or supreme-duty dual pedestal (T Series) configurations. Both versatile designs are outfitted with Coxreels' original Super Hub™ dual axle support systems to increase stability and reduce vibration during operation, making these reels the perfect DEF handling solutions for either stationary or rugged mobile applications.

DEF-SH SERIES MODELS

Models are equipped with DEF hose **Note: Do not exceed listed hose O.D. to obtain maximum length.**

HOSE							LESS HOSE		SIZE INDEX
MODEL	I.D.	O.D.	FT.	PSI	APRX. LBS.	AVAILABLE IN EZ-COIL	MODEL	APRX. LBS.	
-	1/2"	7/8"	50	300	-	-	*SHL-N-450-BBX	46	2
SH-N-525-DF-BBX	3/4"	1 1/8"	25	300	57	EZ-SH-525-DF-BBX	SHL-N-525-BBX	45	3
SH-N-550-DF-BBX	3/4"	1 1/8"	50	300	76	EZ-SH-550-DF-BBX	SHL-N-550-BBX	56	6

*EZ-Coil® option only available on these less hose models. Please add prefix "EZ-"



DEF T Series

Fuel Hose Equipped SH Series

DEF SH Series

DEF-T SERIES MODELS

Models are equipped with DEF hose **Note: Do not exceed listed hose O.D. to obtain maximum length.**

HOSE							LESS HOSE		SIZE INDEX
MODEL	I.D.	O.D.	FT.	PSI	APRX. LBS.	AVAILABLE IN EZ-COIL	MODEL	APRX. LBS.	
-	1/2"	7/8"	50	300	-	-	*TSHL-N-450-BBX	55	1
-	3/4"	1 1/8"	35	300	-	-	*TSHL-N-535-BBX	67	3
TSH-N-550-DF-BBX	3/4"	1 1/8"	50	300	91	EZ-TSH-550-DF-BBX	TSHL-N-550-BBX	70	3
-	1"	1 3/8"	35	300	-	-	TSHL-N-635-BBX	71	5
-	1"	1 3/8"	50	300	-	-	TSHL-N-650-BBX	77	4

*EZ-Coil® option only available on these less hose models. Please add prefix "EZ-"

COXREELS® Fuel Dispensing Reels are designed to handle various non-aromatic fuel applications including diesel, kerosene, fuel oil and heating oil. Coxreels® professional fuel dispensing reels are available in heavy-duty single pedestal (SH Series), supreme-duty dual pedestal (T Series) or box-style frame (SP Series) configurations. These fuel reels are an essential component found in utility, ground support, and bulk liquid handling transport services mounted on fuel storage & dispensing systems, fuel/lube trucks, aircraft refuelers, and tank trucks. The convenient uncoiling systems with the added hose control allow the operator to efficiently handle fuel transfers.

FUEL HOSE SH SERIES

Models are equipped with fuel hose **Note: Do not exceed listed hose O.D. to obtain maximum length.**

HOSE							LESS HOSE		SIZE INDEX
MODEL	I.D.	O.D.	FT.	PSI	APRX. LBS.	AVAILABLE IN EZ-COIL	MODEL	APRX. LBS.	
SHF-N-525	3/4"	1 3/16"	25	300	57	EZ-SHF-525	*SHL-N-525-BXN	45	3

*EZ-Coil® option only available on these less hose models. Please add prefix "EZ-"

FUEL HOSE T SERIES

Models are equipped with fuel hose **Note: Do not exceed listed hose O.D. to obtain maximum length.**

HOSE							LESS HOSE		SIZE INDEX
MODEL	I.D.	O.D.	FT.	PSI	APRX. LBS.	AVAILABLE IN EZ-COIL	MODEL	APRX. LBS.	
TSHF-N-550	3/4"	1 3/16"	50	300	91	EZ-TSHF-550	*TSHL-N-550-BXN	70	5
TSHF-N-575	3/4"	1 3/16"	75	300	105	-	TSHL-N-575-BXN	73	8
TSHF-N-635	1"	1 1/2"	35	300	95	-	TSHL-N-635-BXN	71	6
TSHF-N-650	1"	1 1/2"	50	300	101	-	TSHL-N-650-BXN	77	8

*EZ-Coil® option only available on these less hose models. Please add prefix "EZ-"

FUEL HOSE SP SERIES

Models are equipped with fuel hose **Note: Do not exceed listed hose O.D. to obtain maximum length.**

HOSE							LESS HOSE		SIZE INDEX
MODEL	I.D.	O.D.	FT.	PSI	INLET/OUTLET N.P.T.	APRX. LBS.	MODEL	APRX. LBS.	
SLPF-550	3/4"	1 3/16"	50	300	3/4"	107	SLPL-550	86	2
SLPF-650	1"	1 1/2"	50	300	1"	142	SLPL-650	109	6

REEL DIMENSIONS Please see noted series page for designated SIZE INDEX reference

- See page 12 For DEF SH Series dim drawings
- See page 12 For Fuel Hose Equipped SH Series dim drawings
- See page 13 For DEF T Series dim drawings
- See page 13 for Fuel Hose Equipped T Series dim drawings
- See page 20 for Fuel Hose Equipped SP Series dim drawings

DEF & FUELING SERIES :: REEL SPECIFICATIONS

DEF SERIES SWIVEL

- Non-corrosive stainless steel 90° full flow NPT swivel for Diesel Exhaust Fluid (DEF) dispensing applications.
- Swivel seals: Viton®

DEF SERIES HOSE

- DEF dispensing hose designed to convey the high-purity, aqueous urea solution DEF. Temperature Range: -40°F to +257°F

FUEL SERIES SWIVEL

- Machined from solid brass 90° full-flow NPT swivel inlet for fuel dispensing applications. Electroless nickel plated steel swivel on 1" models
- Swivel seals: Nitrile

FUEL SERIES HOSE

- Fuel dispensing hose designed to convey non-aromatic fuels including diesel, kerosene, fuel oil & heating oil. Temperature Range: -20°F to +190°F

DESIGN & STRUCTURE

- Each of these reels is built of their standard series with their own unique features & benefits

RETRACTION

- See page 12 for SH Series spring driven features
- See page 13 for T Series spring driven features
- See page 20 for SP Series spring driven features

SIGNATURE FEATURES

- Professional grade heavy duty steel construction
- Durable proprietary CPC™ powder coat process
- Rolled edges & ribbed discs provide strength & safety
- Leading 2-year manufacturer's limited warranty
- Made in the U.S.A. - Sold & Supported Worldwide

POSSIBLE FIELDS OF APPLICATION

- Vehicle Refueling
- Tank Trucks
- Fuel/Lube Trucks
- Fuel Storage & Dispensing Systems
- DEF Storage & Dispensing Systems
- Aircraft Refueling
- Marine/Ship Refueling/Offshore

ACCESSORIZE YOUR REEL :: Pg 50

- O-Rings & Swivels
- Hoses
- Mounting Brackets
- Assorted Reel Accessories



PROFESSIONAL GRADE FEATURES

HEAVY DUTY SOLID SPUN DISCS WITH ROLLED EDGES - Not stamped, made with first of its kind CNC robotic spinning cell

LOW PROFILE RISER & OPEN DRUM SLOT for smooth, even hose wraps

INDUSTRIAL GRADE BRASS, machined from solid, full flow swivel with external fluid path for ease of seal maintenance
Steel swivel for reels with 1, 1½ & 2" I.D.

PERMANENTLY SEALED PILLOW BLOCK BEARINGS for easy rotation

HIGH QUALITY STEEL CONSTRUCTION with our durable CPC™ powder coat finish

ONE PIECE ALL CNC ROBOTICALLY WELDED steel "A" frame construction

ALSO AVAILABLE WITH STAINLESS STEEL construction & swivel

ELECTRIC MODELS FEATURE:

1125 SERIES FEATURES A SOLID STEEL HALO welded to the disc for a direct gear driven motor.
Chain & sprocket rewind on 1175, 1185 & 1195 Series

CHOICE OF MOTORS to customize your reel to your specific needs



Option - A
Air Motor
4 Gast




Option - AB
Air Motor
6 Gast



Option - E & EF
12V & 24V Motor



Option - EA, EB & ED
Explosion Proof
12V, 24V & 115V



Option - H
Hydraulic Motor



Go online to view videos of features & benefits
www.COXREELS.com



MOTORIZED

HAND CRANK





1175 SERIES


1195 SERIES

1125 SERIES

BUILDING ON THE STRENGTHS OF EACH OTHER TO CREATE A FAMILY OF REELS TO MEET YOUR NEEDS

CHOICE OF ACCESSORIES:

CHOICE OF 3 OR 4 WAY ROLLER BRACKETS
in top, bottom or overhead rewind applications



CHOICE OF ELECTRICAL COMPONENTS
from switches, to relays & speed controllers




MOTORIZED

HAND CRANK



100 SERIES COMPACT HAND CRANK HOSE REELS



COXREELS® 100 Series hand crank hose reels are **lightweight, compact, versatile reels that perform at working pressures up to 4,000 PSI.** Save time and effort while increasing the safety of your work environment. The sturdy “U” shaped frame and all steel construction make this one tough little reel. All listed models are supplied less hose. Stainless steel models are available.

100 SERIES MODELS

MODEL	LESS HOSE						PSI	APRX LBS.	SIZE INDEX
	STANDARD CAPACITY			OPTIONAL CAPACITY Reducer Required					
	I.D.	O.D.	FT.	I.D.	O.D.	FT.			
112-3-50	3/8"	5/8"	50	1/4"	1/2"	85	4,000	15	1
112-3-100	3/8"	5/8"	100	1/4"	1/2"	150	4,000	19	2
112-3-150	3/8"	5/8"	150	1/4"	1/2"	225	4,000	21	3
117-3-250	3/8"	5/8"	250	1/4"	1/2"	350	4,000	30	4
117-3-400	3/8"	5/8"	400	1/4"	1/2"	550	4,000	33	5
117-3-550	3/8"	5/8"	550	1/4"	1/2"	800	4,000	35	6
112-4-75	1/2"	7/8"	75	3/8"	3/4"	100	4,000	21	3
117-4-225	1/2"	7/8"	225	3/8"	3/4"	315	4,000	31	5
117-4-350	1/2"	7/8"	350	3/8"	3/4"	450	4,000	37	6
117-5-100	3/4"	1 1/4"	100	1/2"	1"	150	4,000	35	7

100 SERIES :: REEL SPECIFICATIONS

SWIVEL

- External fluid path with machined from solid brass 90° full-flow NPT swivel inlet
- Up to 4,000 PSI working pressure
- Swivel Seals: NITRILE

DESIGN & STRUCTURE

- Professional grade, compact & lightweight design
- Open drum design for no hassle hose wrap
- Solid one piece, heavy gauge steel “U” shaped frame
- Adjustable tension brake to prevent “free-wheeling” during operation, transport or storage

RETRACTION

- Direct hand crank rewind

SIGNATURE FEATURES

- Professional grade heavy duty steel construction
- Durable proprietary CPC™ powder coat process
- Rolled edges & ribbed discs provide strength & safety
- Leading 2-year manufacturer’s limited warranty
- Made in the U.S.A. - Sold & Supported Worldwide

POSSIBLE FIELDS OF APPLICATION

- Water Supply
- Washdown
- Pressure Washing
- Agricultural Spraying
- Chemical Fluid Transfer
- Ground Maintenance
- Farming
- Construction Sites
- General Landscape/ Turf Care
- Home Gardening

ACCESSORIZE YOUR REEL :: PG 50

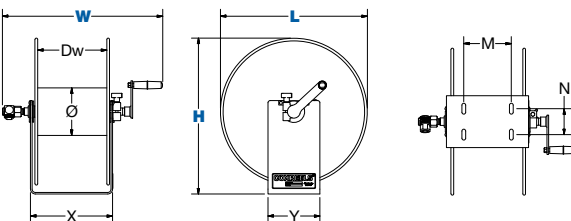
- O-Rings & Swivels
- Assorted Reel Accessories
- Hoses

REEL DIMENSIONS

Technical Data Sheets Available On Website

SIZE INDEX	W	H	L	X	Y	M	N	Ø	Dw
1	14 1/2"	13"	12"	6"	6"	4"	3"	5 1/2"	4 1/2"
2	18 1/4"	13"	12"	9 1/2"	6"	5 1/2"	3"	5 1/2"	8"
3	22 3/4"	13"	12"	14"	6"	10"	3"	5 1/2"	12 1/2"
4	18 1/4"	18"	17"	9 1/2"	6"	5 1/2"	3"	5 1/2"	8"
5	22 3/4"	18"	17"	14"	6"	10"	3"	5 1/2"	12 1/2"
6	28 1/4"	18"	17"	19 1/2"	6"	15 1/2"	3"	5 1/2"	18"
7	23 1/4"	18"	17"	14"	6"	10"	3"	5 1/2"	12 1/2"

Overall Dimensions Base Mounting Pattern Drum



PORTABLE HOSE REELS **CM & DM SERIES**

COXREELS® CM Series “Caddy Mount” and DM Series “Dolly Mount” hand crank hose reels offer lightweight, compact portability for long lengths of hose. Eliminate the task of manually coiling and uncoiling hose and easily transport it to the job site on wheels. High pressure applications are no problem with a 4,000 PSI rating. Also, a 4’ inlet hose with 3/4” female fitting and male garden adaptor is available with this series for use with garden hose. See options below.

CM SERIES MODELS - CADDY MOUNT

LESS HOSE									
MODEL	STANDARD CAPACITY			OPTIONAL CAPACITY Reducer Required			PSI	APRX LBS.	SIZE INDEX
	I.D.	O.D.	FT.	I.D.	O.D.	FT.			
112-3-100-CM	3/8"	5/8"	100	1/4"	1/2"	150	4,000	18	1
112-3-150-CM	3/8"	5/8"	150	1/4"	1/2"	225	4,000	22	2
117-4-225-CM	1/2"	7/8"	225	3/8"	3/4"	315	4,000	28	3



DM SERIES MODELS - DOLLY MOUNT

LESS HOSE									
MODEL	STANDARD CAPACITY			OPTIONAL CAPACITY Reducer Required			PSI	APRX LBS.	SIZE INDEX
	I.D.	O.D.	FT.	I.D.	O.D.	FT.			
117-3-200-DM	3/8"	5/8"	200	1/4"	1/2"	350	4,000	37	4
117-4-225-DM	1/2"	7/8"	225	3/8"	3/4"	315	4,000	39	5

CM & DM SERIES :: REEL SPECIFICATIONS

SWIVEL

- External fluid path with machined from solid brass 90° full-flow NPT swivel inlet
- Up to 4,000 PSI working pressure
- Swivel Seals: NITRILE

CM SERIES DESIGN & STRUCTURE

- High quality one piece 1” steel tube frame structure
- Hose Control bar prevents hose from slipping off the discs
- Adjustable tension brake to prevent “free-wheeling”
- Base has holes for temporary or permanent installation

DM SERIES DESIGN & STRUCTURE

- High quality three piece 1-1/4” steel tube frame structure
- Solid 8” rubber tires for easy transport
- Rubber front feet prevent reel from slipping forward
- Removable handle allow for compact storage
- Adjustable tension brake to prevent “free-wheeling”

RETRACTION

- Direct hand crank rewind

SIGNATURE FEATURES

- Professional grade heavy duty steel construction
- Durable proprietary CPC™ powder coat process
- Rolled edges & ribbed discs provide strength & safety
- Leading 2-year manufacturer’s limited warranty
- Made in the U.S.A. - Sold & Supported Worldwide

POSSIBLE FIELDS OF APPLICATION

- Water Supply
- Washdown
- Pressure Washing
- Agricultural Spraying
- Chemical Fluid Transfer
- Ground Maintenance
- Restaurants
- Construction Sites
- General Landscape/Turf Care
- Home Gardening

ACCESSORIZE YOUR REEL :: PG 50

- Mounting Brackets
- Assorted Reel Accessories

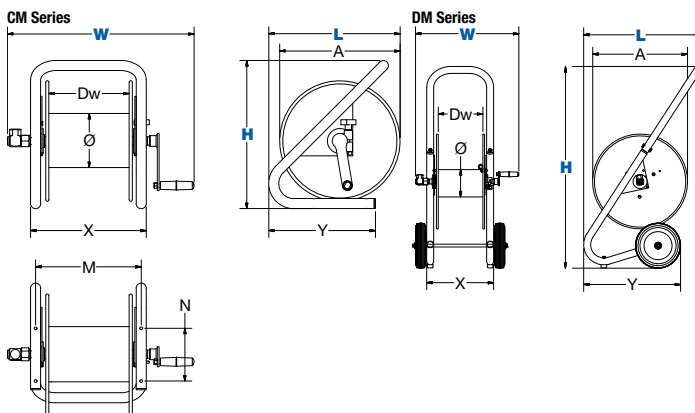
• Hoses



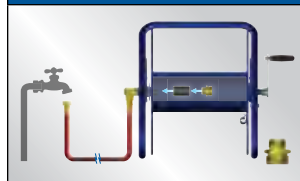
REEL DIMENSIONS

Technical Data Sheets Available On Website

SIZE INDEX	W	H	L	X	Y	M	N	Ø	Dw
1	18 1/2"	14 3/4"	13 1/8"	11 1/2"	10 5/8"	10 1/2"	5 1/4"	5 1/2"	8"
2	23"	14 3/4"	13 1/8"	16"	10 1/2"	10 1/2"	5 1/4"	5 1/2"	12 1/2"
3	23"	18 1/2"	18"	16"	12 5/8"	10 1/2"	5 1/4"	5 1/2"	12 1/2"
4	19"	36 1/4"	21"	12"	17 1/2"	-	-	5 1/2"	8"
5	23 1/2"	36 1/4"	21"	16 1/2"	17 1/2"	-	-	5 1/2"	12 1/2"



COXREELS® 1/2" HOSE ACCESSORY




Garden Hose Kit

You are able to connect any hose to a reel with 1/2" plumbing. You will be able to use any garden hose for everything from watering plants to washing your car. Kit includes: NPT to garden hose adaptor & adaptor hose **#15717**

SM SERIES

COMPACT SWIVEL MOUNT HOSE REELS



COXREELS® SM Series “Swivel Mount” hand crank hose reels swivel on demand in the direction your work takes you and locks in eight different positions as desired. Like the 100 Series, the SM Series is lightweight, compact and versatile with a working pressure up to 4,000 PSI. The “U” shaped base and hose control bar together add strength and rigidity while keeping the hose from slipping off the side discs. Add the SMK-202 wall mount bracket for swiveling mounted positions.

SM SERIES MODELS

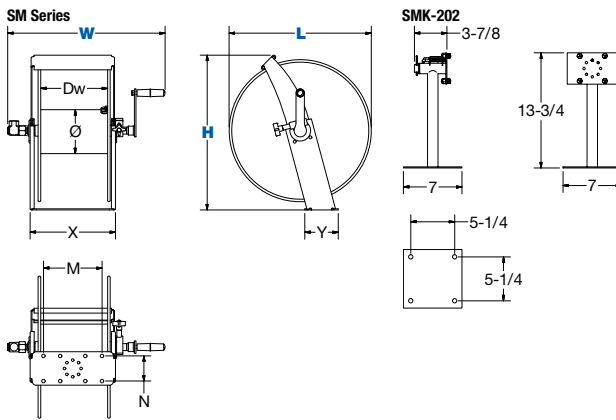
MODEL	LESS HOSE						PSI	APRX LBS.	SIZE INDEX
	STANDARD CAPACITY			OPTIONAL CAPACITY Reducer Required					
	I.D.	O.D.	FT.	I.D.	O.D.	FT.			
SM12-3-100	3/8"	5/8"	100	1/4"	1/2"	150	4,000	15	1
SM17-3-250	3/8"	5/8"	250	1/4"	1/2"	350	4,000	26	2
SM17-4-125	1/2"	7/8"	125	3/8"	3/4"	150	4,000	26	3

REEL DIMENSIONS

Technical Data Sheets Available On Website

SIZE INDEX	W	H	L	X	Y	M	N	Ø	Dw
1	19"	13 1/2"	12"	10 1/4"	4"	7"	3"	5 1/2"	8"
2	19"	18 1/2"	17"	10 1/4"	4"	7"	3"	5 1/2"	8"
3	19"	18 1/2"	17"	10 1/4"	4"	7"	3"	5 1/2"	8"

Overall Dimensions Base Mounting Pattern Drum



SM SERIES :: REEL SPECIFICATIONS

SWIVEL

- External fluid path with machined from solid brass 90° full-flow NPT swivel inlet
- Up to 4,000 PSI working pressure
- Swivel Seals: VITON®

DESIGN & STRUCTURE

- Professional grade, swivel mount hand crank reel
- Forward-weighted design ensures rotation in direction of use
- Solid one piece, heavy gauge steel frame
- Unique hose control bar keeps hose from slipping off the disc from any direction
- Optional 8-position swivel mount wall mount bracket with lock pin
- Adjustable tension brake to prevent “free-wheeling” during operation, transport or storage
- Garden hose kit available, see accessories

RETRACTION

- Direct hand crank rewind

SIGNATURE FEATURES

- Professional grade heavy duty steel construction
- Durable proprietary CPC™ powder coat process
- Rolled edges & ribbed discs provide strength & safety
- Leading 2-year manufacturer’s limited warranty
- Made in the U.S.A. - Sold & Supported Worldwide

POSSIBLE FIELDS OF APPLICATION


- Water Supply
- Washdown
- Pressure Washing
- Agricultural Spraying
- Chemical Fluid Transfer
- Industrial Facilities Maintenance
- Ground Maintenance
- Farming
- Construction Sites
- General Landscape /Turf Care
- Home Gardening

ACCESSORIZE YOUR REEL :: PG 50

- O-Rings & Swivels
- Assorted Reel Accessories
- Hoses



COXREELS® ACCESSORY



Mounting Bracket - Sold separately
Pivoting base for wall mounting only. Heavy gauge steel construction, powder coated crinkle black, Includes rigid arm with 8-position locking pivot base.
Weight: 8 lbs. #SMK-202



COMPACT HAND CRANK HOSE, CORD OR CABLE STORAGE REELS **112Y SERIES**

COXREELS® 112Y Series hand crank hose reels are lightweight, compact, versatile reels to store and maintain your hose or cord. Save time and effort while increasing the safety of your work environment. The standard 112Y reels feature a sturdy “U” shaped frame and all steel construction make this one tough little reel. The 112Y-CM reels have a high quality one piece 1” steel tube frame structure. All listed models are supplied less hose or cord.

112Y SERIES MODELS

MODEL	LESS HOSE						PSI	APRX. LBS.	SIZE INDEX
	CABLE I.D.*				HOSE I.D.				
	8/3	10/3	12/3	16/3	3/8"	1/2"			
112Y-4	40	75	150	300	50	30	4,000	10	1
112Y-8	80	135	300	*	100	55	4,000	14	2
112Y-12	150	225	*	*	150	75	4,000	20	3

*Cable length based on SJ cord type

112Y-CM SERIES MODELS - CADDY MOUNT

MODEL	LESS HOSE						PSI	APRX. LBS.	SIZE INDEX
	CABLE I.D.*				HOSE I.D.				
	8/3	10/3	12/3	16/3	3/8"	1/2"			
112Y-8-CM	80	135	300	*	100	55	4,000	13	4
112Y-12-CM	150	225	*	*	150	75	4,000	19	5

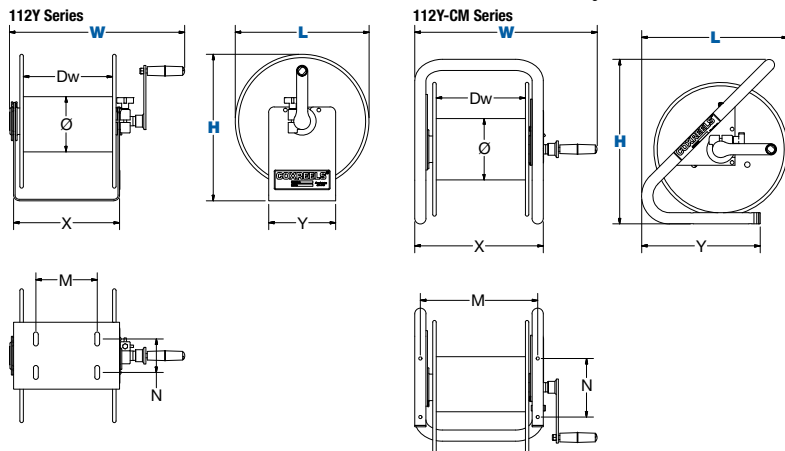
*Cable length based on SJ cord type

REEL DIMENSIONS


Technical Data Sheets Available On Website

SIZE INDEX	W	H	L	X	Y	M	N	Ø	Dw
1	12 1/4"	13 1/8"	12"	6"	6"	4"	3"	5 1/2"	4 1/2"
2	15 3/4"	13 1/8"	12"	9 1/2"	6"	5 1/2"	3"	5 1/2"	8"
3	20 1/4"	13 1/8"	12"	14"	6"	10"	3"	5 1/2"	12 1/2"
4	16 3/8"	14 3/4"	13"	11 1/2"	10 5/8"	10 1/2"	5 1/4"	5 1/2"	8"
5	20 7/8"	14 3/4"	13"	16"	10 5/8"	15"	5 1/4"	5 1/2"	12 1/2"

Overall Dimensions Base Mounting Pattern Drum



COXREELS® FEATURE



The access port & open drum allow for quick & easy use of hose cord or cable

The open drum & access port lets the hose/cord/cable quickly & easily pass thru to the center of the drum where it can be quickly wrapped up for easy storage.



112Y SERIES :: REEL SPECIFICATIONS

OPEN PORT

- Professional grade, compact & lightweight hand crank reels to store & maintain hose, cord, cable, wire, rope, tape, chain & more.
- Open drum design for no hassle hose wrap
- Open port for easy pass through for any type of hose, cord or cable
- Hose, cord or cable not included.

DESIGN & STRUCTURE

- Solid one piece 10GA steel “U” shaped frame
- Base has holes for temporary or permanent installation
- Adjustable tension brake to prevent “free-wheeling” during operation, transport or storage
- (On 112Y-CM only) Control bar prevents hose, cord or cable from slipping off the discs
- (On 112Y-CM only) High quality one piece 1” steel tube frame structure
- (On 112Y-CM only) “Caddy Mount” offers convenient portability

RETRACTION

- Direct hand crank rewind

SIGNATURE FEATURES

- Professional grade heavy duty steel construction
- Durable proprietary CPC™ powder coat process
- Rolled edges & ribbed discs provide strength & safety
- Leading 2-year manufacturer’s limited warranty
- Made in the U.S.A. - Sold & Supported Worldwide

POSSIBLE FIELDS OF APPLICATION

- Hose, Cord & Cable Storage • Mobile or Stationary Units
- Residential/Commercial/Industrial Use

ACCESSORIZE YOUR REEL :: PG 50

- O-Rings & Swivels • Hoses
- Assorted Reel Accessories



HAND CRANK



1125 SERIES *HAND CRANK & MOTOR DRIVEN HOSE REELS*



1125-E Series with optional 4-way roller bracket

1125 Series

COXREELS® 1125 Series hand crank and motorized hose reels have the features demanded by industry professionals. The industry preferred design features a sturdy one piece all welded "A" frame base, low profile outlet riser and open drum slot design provides a non-crimping, flat smooth hose wrap.

1125 SERIES MODELS - ALL REELS SUPPLIED LESS HOSE

MODEL	STANDARD CAP			OPTIONAL CAP. Reducer required			INLET SWIVEL & OUTLET RISER	PSI	MODEL	HP PSI	APPR. LBS.	SIZE INDEX
	I.D.	O.D.	FT.	I.D.	O.D.	FT.						
1125-4-100	1/2"	7/8"	100	3/8"	3/4"	140	1/2" F NPT	3,000	HP1125-4-100	5,000	36	1
1125-4-200	1/2"	7/8"	200	3/8"	3/4"	300	1/2" F NPT	3,000	HP1125-4-200	5,000	39	2
1125-4-325	1/2"	7/8"	325	3/8"	3/4"	450	1/2" F NPT	3,000	HP1125-4-325	5,000	48	3
1125-4-450	1/2"	7/8"	450	3/8"	3/4"	625	1/2" F NPT	3,000	HP1125-4-450	5,000	52	4
1125-4-500	1/2"	7/8"	500	3/8"	3/4"	700	1/2" F NPT	3,000	HP1125-4-500	5,000	58	5
1125-5-50	3/4"	1 1/4"	50	1/2"	7/8"	100	3/4" F NPT	3,000	HP1125-5-50	4,500	38	6
1125-5-100	3/4"	1 1/4"	100	1/2"	7/8"	200	3/4" F NPT	3,000	HP1125-5-100	4,500	42	7
1125-5-175	3/4"	1 1/4"	175	1/2"	7/8"	325	3/4" F NPT	3,000	HP1125-5-175	4,500	50	8
1125-5-200	3/4"	1 1/4"	200	1/2"	7/8"	450	3/4" F NPT	3,000	HP1125-5-200	4,500	55	9
1125-5-250	3/4"	1 1/4"	250	1/2"	7/8"	500	3/4" F NPT	3,000	HP1125-5-250	4,500	59	10
1125-6-35	1"	1 7/16"	35	3/4"	1 1/4"	50	1" F NPT	3,000	-	-	50	11
1125-6-50	1"	1 7/16"	50	3/4"	1 1/4"	75	1" F NPT	3,000	-	-	55	12
1125-6-75	1"	1 7/16"	75	3/4"	1 1/4"	120	1" F NPT	3,000	-	-	62	13
1125-6-100	1"	1 7/16"	100	3/4"	1 1/4"	150	1" F NPT	3,000	-	-	69	14

1125 SERIES :: REEL SPECIFICATIONS

SWIVEL

- External fluid path with machined from solid brass 90° full-flow NPT swivel inlet (Nickel plated steel swivel on 1" models)
- Swivel Seals: NITRILE (AFLAS on 1" models)
- External fluid path with electroless nickel plated steel 90° full-flow NPT swivel inlet (On high pressure HP prefix models)
- Swivel Seals: AFLAS (On high pressure HP prefix models)

DESIGN & STRUCTURE

- All welded steel "A" frame construction for superior reel structure
- Exclusive low profile outlet riser & open drum slot design for flat smooth hose wrap
- Permanently lubricated self-aligning pillow block bearings for trouble-free & smooth rotation
- Adjustable tension brake to prevent "free-wheeling" during operation
- Long-handled locking pin to secure reel from rotation during transport or storage

RETRACTION

- Reliable direct gear drive on motor driven models providing quiet & smooth retraction - **NO CHAIN**
- Solid steel direct hand crank with smooth round handle
- See Motor Options Chart

SIGNATURE FEATURES

- Professional grade heavy duty steel construction
- Durable proprietary CPC™ powder coat process
- Rolled edges & ribbed discs provide strength & safety
- Leading 2-year manufacturer's limited warranty
- Made in the U.S.A. - Sold & Supported Worldwide

POSSIBLE FIELDS OF APPLICATION

- Industrial Plant & Ground Maintenance
- Fire Suppression
- Farming
- Construction Sites
- Landscape
- Pest & Weed Control
- Golf Course Maintenance
- Air Compressor
- Washdown
- High-Flow Watering
- Hydro Seeding
- Pressure Washing
- Agricultural Spraying
- Chemical Fluid Transfer

ACCESSORIZE YOUR REEL :: PG 50

- O-Rings & Swivels
- Roller Brackets
- Stacking Brackets
- Hoses
- Assorted Reel Accessories



MOTOR OPTIONS

When ordering, suffix the model number with selection below. NOTE: Add 5 lbs to ship weight if reel is crated

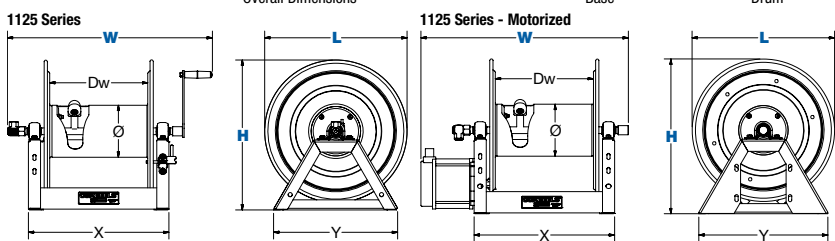
SUFFIX	TYPE	DESCRIPTION	ADD ON APPR. LBS*
A	AIR - #4 GAST	COMP. AIR MOTOR	8
AB	AIR - #6 GAST	COMP. AIR MOTOR	8
E	ELEC. - 12V DC	1/3 HP REV. REV. TYPE	13
EF	ELEC. - 24V DC	1/3 HP REV. REV. TYPE	13
EB	ELEC. - 24V DC	1/2 HP REV. REV. TYPE	26
ED	ELEC. - EXPL. PRF. - 12V DC	1/2 HP REV. REV. TYPE	26
EA	ELEC. - EXPL. PRF. - 115V	1/2 HP REV., AC REV. TYPE	26
H	HYDRAULIC	END PORTED 9/16-18 UNF REV.	6
C*	FRONT HAND CRANK	BEVEL GEARED CRANK	3

*Not available on 1" models, please refer to the 1175 series on the next page

REEL DIMENSIONS

Technical Data Sheets Available On Website

SIZE INDEX	W			H		L	X	Y		Ø	Dw
	CRANK	ELEC.	AIR / HYD.	CRANK	ELEC.			CRANK	ELEC.		
1	19 1/2"	19 3/4"	17"	18 3/4"	19 1/4"	17 5/8"	11 3/8"	15 3/8"	16"	6 1/4"	6"
2	25 1/2"	25 3/4"	23"	18 3/4"	19 1/4"	17 5/8"	17 3/8"	15 3/8"	16"	6 1/4"	12"
3	31 1/2"	31 3/4"	29"	18 3/4"	19 1/4"	17 5/8"	23 3/8"	15 3/8"	16"	6 1/4"	18"
4	37 1/2"	37 3/4"	35"	18 3/4"	19 1/4"	17 5/8"	29 3/8"	15 3/8"	16"	6 1/4"	24"
5	41 1/2"	41 3/4"	39"	18 3/4"	19 1/4"	17 5/8"	33 3/8"	15 3/8"	16"	6 1/4"	28"
6	20 3/4"	20"	17 3/8"	18 3/4"	19 1/4"	17 5/8"	11 3/8"	15 3/8"	16"	6 1/4"	6"
7	26 3/4"	26"	23 3/8"	18 3/4"	19 1/4"	17 5/8"	17 3/8"	15 3/8"	16"	6 1/4"	12"
8	32 3/4"	32"	29 3/8"	18 3/4"	19 1/4"	17 5/8"	23 3/8"	15 3/8"	16"	6 1/4"	18"
9	38 3/4"	38"	35 3/8"	18 3/4"	19 1/4"	17 5/8"	29 3/8"	15 3/8"	16"	6 1/4"	24"
10	42 3/4"	42"	39 3/8"	18 3/4"	19 1/4"	17 5/8"	33 3/8"	15 3/8"	16"	6 1/4"	28"
11	26"	23 7/8"	22 1/4"	18 1/2"	19 1/8"	17 5/8"	14 7/8"	15 3/8"	16"	8 1/4"	9 1/2"
12	32"	29 7/8"	28 1/4"	18 1/2"	19 1/8"	17 5/8"	20 7/8"	15 3/8"	16"	8 1/4"	15 1/2"
13	38 1/2"	36 3/8"	34 3/4"	18 1/2"	19 1/8"	17 5/8"	27 3/8"	15 3/8"	16"	8 1/4"	22"
14	44 1/2"	42 3/8"	40 3/4"	18 1/2"	19 1/8"	17 5/8"	33 3/8"	15 3/8"	16"	8 1/4"	28"



HAND CRANK & MOTOR DRIVEN HOSE REELS 1175 SERIES

COXREELS® 1175 Series "Competitor" hand crank and motorized hose reels, like the 1125 Series, is an industry preferred design built with a larger chassis for larger hose capacities and hose diameters. They feature a sturdy one piece all welded "A" frame base, low profile outlet riser opendrum slot design for smooth even hose wraps around the drum.

1175 SERIES MODELS - ALL REELS SUPPLIED LESS HOSE

MODEL	LESS HOSE									SIZE INDEX	
	STANDARD CAP			OPTIONAL CAP. Reducer required			INLET SWIVEL ASSEMBLY	OUTLET RISER	PSI		APRX. LBS.
	I.D.	O.D.	FT.	I.D.	O.D.	FT.					
1175-6-50	1"	17/16"	50	3/4"	1 1/4"	100	1" F NPT 90°	1" F NPT	3,000	67	1
1175-6-100	1"	17/16"	100	3/4"	1 1/4"	150	1" F NPT 90°	1" F NPT	3,000	70	2
1175-6-125	1"	17/16"	125	3/4"	1 1/4"	200	1" F NPT 90°	1" F NPT	3,000	72	3
1175-6-135	1"	17/16"	135	3/4"	1 1/4"	175	1" F NPT 90°	1" F NPT	3,000	70	6
1175-6-150	1"	17/16"	150	3/4"	1 1/4"	250	1" F NPT 90°	1" F NPT	3,000	75	4
1175-6-200	1"	17/16"	200	3/4"	1 1/4"	300	1" F NPT 90°	1" F NPT	3,000	83	5



1175-E Series with optional 4-way roller bracket

1175 Series

1175 SERIES :: REEL SPECIFICATIONS

MOTOR OPTIONS When ordering, suffix the model number with selection below. *Add 5 lbs to ship weight if reel is crated

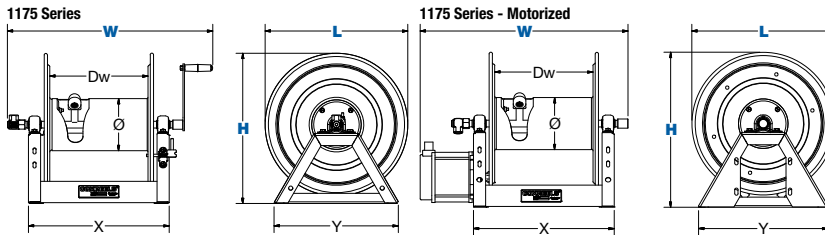
SUFFIX	TYPE	DESCRIPTION	ADD ON APRX. LBS*
A	AIR - #4 GAST	COMP. AIR MOTOR	8
AB	AIR - #6 GAST	COMP. AIR MOTOR	8
E	ELEC. - 12V DC	1/3 HP REW. REV. TYPE	13
EF	ELEC. - 24V DC	1/3 HP REW. REV. TYPE	13
EB	ELEC. - 24V DC	1/2 HP REW. REV. TYPE	26
ED	ELEC. - EXPL. PRF. - 12V DC	1/2 HP REW. REV. TYPE	26
EA	ELEC. - EXPL. PRF. - 115V	1/2 HP REW., AC REV. TYPE	26
H	HYDRAULIC	END PORTED 9/16-18 UNF REV.	6
C	FRONT HAND CRANK	BEVEL GEARED CRANK	3

REEL DIMENSIONS

Technical Data Sheets Available On Website

SIZE INDEX	W			H		L	X	Y	Ø	Dw
	CRANK	ELEC.	AIR / HYD.	CRANK	ELEC.					
1	24 1/8"	22"	20 1/2"	26 1/8"	26 1/8"	24"	13"	20 1/8"	10 1/2"	7 1/2"
2	28 1/8"	26"	24 1/2"	26 1/8"	26 1/8"	24"	17"	20 1/8"	10 1/2"	11 1/2"
3	30 1/8"	28"	26 1/2"	26 1/8"	26 1/8"	24"	19"	20 1/8"	10 1/2"	13 1/2"
4	32 1/8"	30"	28 1/2"	26 1/8"	26 1/8"	24"	21"	20 1/8"	10 1/2"	15 1/2"
5	36 5/8"	34 1/2"	33"	26 1/8"	26 1/8"	24"	25 1/2"	20 1/8"	10 1/2"	20"
6	36 5/8"	34 1/2"	33"	22"	22 7/8"	20"	25 1/2"	18 1/8"	10 1/2"	20"

Overall Dimensions Base Drum



MOBILIZE YOUR REEL

Complete accessory info on page 53

COXREELS® ACCESSORY FOR 1125, 1175 & 1185 SERIES

 <p>PORTABLE HOSE REEL CART</p> <ul style="list-style-type: none"> Steel round handle detaches for compact storage Steel front legs with rubber feet prevent sliding High grade ball bearings with hardened cup 1/2" diameter steel axle Solid 8" rubber tires See page 53 for complete list 	 <p>CARRY HANDLES</p> <ul style="list-style-type: none"> Easily bolts to "a" frame making the reel portable 1" tube steel construction Powder coated crinkle black See page 53 for complete list
--	--

SWIVEL

- External fluid path with nickel plated steel 90° full-flow NPT swivel inlet
- Swivel Seals: AFLAS

DESIGN & STRUCTURE

- All welded steel "A" frame construction for superior reel structure
- Exclusive low profile outlet riser & open drum slot design for flat smooth hose wrap
- Permanently lubricated self-aligning pillow block bearings for trouble-free & smooth rotation
- Adjustable tension brake to prevent "free-wheeling" during operation
- Long-handled locking pin to secure reel from rotation during transport or storage

RETRACTION

- Reliable chain & sprocket drive on motor driven models
- Solid steel direct hand crank with smooth round handle
- See Motor Options Chart

SIGNATURE FEATURES

- Professional grade heavy duty steel construction
- Durable proprietary CPC™ powder coat process
- Rolled edges & ribbed discs provide strength & safety
- Leading 2-year manufacturer's limited warranty
- Made in the U.S.A. - Sold & Supported Worldwide

POSSIBLE FIELDS OF APPLICATION

- Water Trucks
- Construction Sites
- Fire Suppression
- Chemical Fluid Transfer
- Lubricant Dispensing
- Farming
- High-Flow Watering
- Chemical Fluid Transfer

ACCESSORIZE YOUR REEL :: PG 50

- O-Rings & Swivels
- Roller Brackets
- Hoses
- Assorted Reel Accessories



1185 SERIES LARGE CAPACITY/VOLUME HOSE REELS



COXREELS® 1185 Series hand crank and motor driven hose reels are designed to handle long lengths of large diameter hose for increased volume delivery. Coxreels' exclusive low profile outlet riser and open drum design provide a noncrimping, flat smooth hose wrap. The sturdy all welded "A" frame base provides exceptional strength to handle the extra weight without sacrificing performance, even in demanding mobile applications.

1185 SERIES MODELS - ALL REELS SUPPLIED LESS HOSE

MODEL	STANDARD CAP			OPTIONAL CAP. Reducer required			INLET SWIVEL & OUTLET RISER	PSI	APRX. LBS.	SIZE INDEX
	I.D.	O.D.	FT.	I.D.	O.D.	FT.				
	1185-1124	1½"	2¼"	50	1¼"	1⅜"				
1185-1524	1½"	2¼"	75	1¼"	1⅜"	100	1½" F NPT	600	81	2
1185-2020	1½"	2¼"	70	1¼"	1⅜"	80	1½" F NPT	600	70	3
1185-2024	1½"	2¼"	100	1¼"	1⅜"	125	1½" F NPT	600	94	4
1185-2028	1½"	2¼"	125	1¼"	1⅜"	180	1½" F NPT	600	109	5
1185-2528	1½"	2¼"	150	1¼"	1⅜"	220	1½" F NPT	600	122	6
1185-3324	1½"	2¼"	175	1¼"	1⅜"	225	1½" F NPT	600	154	7
1185-3328	1½"	2¼"	250	1¼"	1⅜"	325	1½" F NPT	600	169	8

1185 SERIES MODELS WITH 90° SWIVEL & 3000 PSI - ALL REELS SUPPLIED LESS HOSE

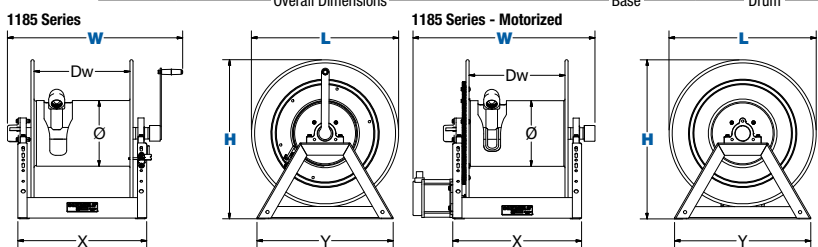
MODEL	STANDARD CAP			OPTIONAL CAP. Reducer required			INLET SWIVEL & OUTLET RISER	PSI	APRX. LBS.	SIZE INDEX
	I.D.	O.D.	FT.	I.D.	O.D.	FT.				
	1185-1124-BUXX	1½"	2¼"	50	1¼"	1⅜"				
1185-1524-BUXX	1½"	2¼"	75	1¼"	1⅜"	100	1½" F NPT	3,000	81	2
1185-2020-BUXX	1½"	2¼"	70	1¼"	1⅜"	80	1½" F NPT	3,000	70	3
1185-2024-BUXX	1½"	2¼"	100	1¼"	1⅜"	125	1½" F NPT	3,000	94	4
1185-2028-BUXX	1½"	2¼"	125	1¼"	1⅜"	180	1½" F NPT	3,000	109	5
1185-2528-BUXX	1½"	2¼"	150	1¼"	1⅜"	220	1½" F NPT	3,000	122	6
1185-3324-BUXX	1½"	2¼"	175	1¼"	1⅜"	225	1½" F NPT	3,000	154	7
1185-3328-BUXX	1½"	2¼"	250	1¼"	1⅜"	325	1½" F NPT	3,000	169	8

MOTOR OPTIONS When ordering, suffix the model number with selection below. NOTE: Add 5 lbs to ship weight if reel is crated

SUFFIX	TYPE	DESCRIPTION	ADD ON APRX. LBS*
A	AIR - #4 GAST	COMP. AIR MOTOR	8
AB	AIR - #6 GAST	COMP. AIR MOTOR	8
E	ELEC. - 12V DC	1/3 HP REV. REV. TYPE	13
EF	ELEC. - 24V DC	1/3 HP REV. REV. TYPE	13
EB	ELEC. - 24V DC	1/2 HP REV. REV. TYPE	26
ED	ELEC. - EXPL. PRF. - 12V DC	1/2 HP REV. REV. TYPE	26
EA	ELEC. - EXPL. PRF. - 115V	1/2 HP REV. AC REV. TYPE	26
H	HYDRAULIC	END PORTED 9/16-18 UNF REV.	6
C	FRONT HAND CRANK	BEVEL GEARED CRANK	3

REEL DIMENSIONS Technical Data Sheets Available On Website

SIZE INDEX	W				H	L	X	Y	Ø	Dw
	CRANK	ELEC.	AIR / HYD.	-BUXX EQUIPPED						
1	25"	26⅛"	23⅜"	26⅞"	26"	24"	17"	22¼"	10½"	11½"
2	29"	30⅞"	27⅜"	30⅞"	26"	24"	21"	22¼"	10½"	15½"
3	33½"	34⅝"	31⅞"	35⅜"	21⅝"	20"	25½"	19⅝"	10½"	11½"
4	33½"	34⅝"	31⅞"	35⅜"	26"	24"	25½"	22¼"	10½"	20"
5	33½"	34⅝"	31⅞"	35⅜"	30"	28"	25½"	24½"	10½"	20"
6	38½"	39⅝"	36⅞"	40⅜"	30"	28"	30½"	24½"	10½"	25"
7	46½"	47⅝"	44⅞"	48⅜"	26"	24"	38½"	22¼"	10½"	33"
8	46½"	47⅝"	44⅞"	48⅜"	30"	28"	38½"	24½"	10½"	33"



1185 SERIES :: REEL SPECIFICATIONS

SWIVEL

- External fluid path with in-line aluminum straight, full flow NPT swivel inlet
- Swivel Seals: NITRILE
- External fluid path with electroless nickel plated steel 90° full-flow NPT swivel inlet (On high pressure models with suffix **-BUXX**)
- Swivel Seals: AFLAS (On high pressure models with suffix **-BUXX**)

DESIGN & STRUCTURE

- All welded steel "A" frame construction for superior reel structure
- Exclusive low profile outlet riser & open drum slot design for flat smooth hose wrap
- Robust lubricated horizontal surface mount bearings for easy rotation
- Adjustable tension brake to prevent "free-wheeling" during operation
- Long-handled locking pin to secure reel from rotation during transport or storage

RETRACTION

- Reliable chain & sprocket drive on motor driven models
- Solid steel direct hand crank with smooth round handle
- See Motor Options Chart

SIGNATURE FEATURES

- Professional grade heavy duty steel construction
- Durable proprietary CPC™ powder coat process
- Rolled edges & ribbed discs provide strength & safety
- Leading 2-year manufacturer's limited warranty
- Made in the U.S.A. - Sold & Supported Worldwide

POSSIBLE FIELDS OF APPLICATION

- High Volume Delivery
- Bulk Liquid Handling
- Water Trucks
- Mining Operations
- Construction Sites
- Farming
- Chemical Fluid Transfer
- Aviation Refueling
- Fuel Trucks

ACCESSORIZE YOUR REEL :: PG 50

- O-Rings & Swivels
- Rolling Brackets
- Hoses
- Assorted Reel Accessories



LARGE CAPACITY/VOLUME HOSE REELS 1195 SERIES

COXREELS® 1195 Series motor driven hose reels are designed to handle long lengths of large diameter hose for increased volume delivery. Coxreels' exclusive low profile outlet riser and open drum design provide a noncrimping, flat smooth hose wrap. The sturdy all welded "A" frame base provides exceptional strength to handle the extra weight without sacrificing performance, even in demanding mobile applications.

1195 SERIES MODELS - ALL REELS SUPPLIED LESS HOSE

MODEL	STANDARD CAP			OPTIONAL CAP. Reducer required			INLET SWIVEL ASSEMBLY	OUTLET RISER	PSI	APRX. LBS.	SIZE INDEX
	I.D.	O.D.	FT.	I.D.	O.D.	FT.					
1195-932-X	2"	29 ¹ / ₁₆ "	50	1 ¹ / ₂ "	2 ¹ / ₁₆ "	60	2" F NPT	2" F NPT	600	128	1
1195-1332-X	2"	29 ¹ / ₁₆ "	75	1 ¹ / ₂ "	2 ¹ / ₁₆ "	100	2" F NPT	2" F NPT	600	148	3
1195-2032-X	2"	29 ¹ / ₁₆ "	115	1 ¹ / ₂ "	2 ¹ / ₁₆ "	150	2" F NPT	2" F NPT	600	186	5
1195-1728-X	2"	29 ¹ / ₁₆ "	60	1 ¹ / ₂ "	2 ¹ / ₁₆ "	85	2" F NPT	2" F NPT	600	134	2
1195-2428-X	2"	29 ¹ / ₁₆ "	90	1 ¹ / ₂ "	2 ¹ / ₁₆ "	135	2" F NPT	2" F NPT	600	169	4
1195-3228-X	2"	29 ¹ / ₁₆ "	125	1 ¹ / ₂ "	2 ¹ / ₁₆ "	175	2" F NPT	2" F NPT	600	218	6

- SUFFIX "X" OPTIONS

These models are not available in direct hand crank models. When ordering, substitute the "X" with selection below. Add 5 lbs to ship weight if reel is crated.

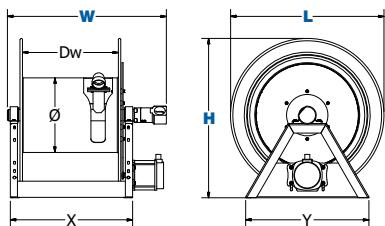
SUFFIX	TYPE	DESCRIPTION	ADD ON APRX. LBS*
AB	AIR - #6 GAST	COMP. AIR MOTOR	8
EB	ELEC. - 24V DC	1/2 HP REV. REV. TYPE	26
ED	ELEC. - EXPL. PRF. - 12V DC	1/2 HP REV. REV. TYPE	26
EA	ELEC. - EXPL. PRF. - 115V	1/2 HP REV., AC REV. TYPE	26
H	HYDRAULIC	END PORTED 9/16-18 UNF REV.	6
C	FRONT HAND CRANK	BEVEL GEARED CRANK	3

REEL DIMENSIONS

Technical Data Sheets Available On Website

SIZE INDEX	W	H	L	X	Y	Ø	Dw
1	22 ³ / ₄ "	33 ¹ / ₄ "	32"	15"	25 ⁵ / ₈ "	15 ¹ / ₂ "	9 ¹ / ₂ "
2	33 ¹ / ₄ "	30 ¹ / ₄ "	28"	25 ¹ / ₂ "	24 ¹ / ₂ "	15 ¹ / ₂ "	17 ¹ / ₂ "
3	26 ³ / ₄ "	33 ¹ / ₄ "	32"	19"	25 ⁵ / ₈ "	15 ¹ / ₂ "	13 ¹ / ₂ "
4	37 ¹ / ₄ "	30 ¹ / ₄ "	28"	29 ¹ / ₂ "	24 ¹ / ₂ "	15 ¹ / ₂ "	24"
5	30 ³ / ₄ "	33 ¹ / ₄ "	32"	23"	25 ⁵ / ₈ "	15 ¹ / ₂ "	20"
6	45 ¹ / ₄ "	30 ¹ / ₄ "	28"	37 ¹ / ₂ "	24 ¹ / ₂ "	15 ¹ / ₂ "	32"

Overall Dimensions Base Drum



1195 SERIES :: REEL SPECIFICATIONS

SWIVEL

- External fluid path with electroless nickel plated steel 90° full-flow NPT swivel inlet
- Swivel Seals: VITON®

DESIGN & STRUCTURE

- All welded steel "A" frame construction for superior reel structure
- Exclusive low profile outlet riser & open drum slot design for flat smooth hose wrap
- Robust lubricated horizontal surface mount bearings for easy rotation
- Adaptor for Victaulic connections available, consult factory
- Adjustable tension brake to prevent "free-wheeling" during operation

RETRACTION

- Reliable chain & sprocket drive on motor driven models
- Bevel geared crank rewind (On models with suffix -C) See Motor Options Chart

SIGNATURE FEATURES

- Professional grade heavy duty steel construction
- Durable proprietary CPC™ powder coat process
- Rolled edges & ribbed discs provide strength & safety
- Leading 2-year manufacturer's limited warranty
- Made in the U.S.A. - Sold & Supported Worldwide

POSSIBLE FIELDS OF APPLICATION

- High Volume Delivery
- Bulk Liquid Handling
- Water Trucks
- Mining Operations
- Construction Sites
- Farming
- Chemical Fluid Transfer
- Aviation Refueling
- Fuel Trucks

ACCESSORIZE YOUR REEL :: PG 50

- O-Rings & Swivels
- Roller Brackets
- Hoses
- Assorted Reel Accessories



1275 SERIES *LARGE CAPACITY DUAL HOSE REELS*

COXREELS® 1275 Series "Dual Hose" hand crank or motorized hose reels are designed for large capacity applications. This series features dual plumbing with two swivel inlets and two low profile outlets that compliment the open drum slot and provide a non-crimping, flat smooth hose wrap. The industry preferred one piece all welded "A" frame design adds rigidity and strength while the positive gear drive rewind assures consistent trouble-free performance.

1275 SERIES MODELS

MODEL	LESS HOSE										SIZE INDEX
	STANDARD CAP			OPTIONAL CAP. Reducer required			INLET SWIVEL & OUTLET RISER	PSI	APRX. LBS.		
	I.D.	O.D.	FT.	I.D.	O.D.	FT.					
1275-4-50-X	1/2"	7/8"	2/50	3/8"	3/4"	2/70	1/2" F NPT	3,000	40		1
1275-4-100-X	1/2"	7/8"	2/100	3/8"	3/4"	2/140	1/2" F NPT	3,000	42		2
1275-4-150-X	1/2"	7/8"	2/150	3/8"	3/4"	2/200	1/2" F NPT	3,000	47		3
1275-4-200-X	1/2"	7/8"	2/200	3/8"	3/4"	2/300	1/2" F NPT	3,000	56		4
1275-6-50-X	1"	1 7/16"	2/50	3/4"	1 1/4"	2/60	1" F NPT	3,000	63		5
1275-6-75-X	1"	1 7/16"	2/75	3/4"	1 1/4"	2/110	1" F NPT	3,000	68		6
1275-6-100-X	1"	1 7/16"	2/100	3/4"	1 1/4"	2/155	1" F NPT	3,000	74		7
1275-6-150-X	1"	1 7/16"	2/150	3/4"	1 1/4"	2/200	1" F NPT	3,000	88		8



1275-E Series

1275 SERIES :: REEL SPECIFICATIONS

SWIVEL

- Two external fluid paths with machined from solid brass 90° full-flow NPT swivel inlets (one on each side of the reel)
- Swivel Seals: NITRILE
- Swivel O-ring seals supported by Teflon spacers
- Electroless nickel plated steel swivel on 1" models

DESIGN & STRUCTURE

- All welded steel "A" frame construction for superior reel structure
- Two low profile outlet risers & open drum slot design for dual hose applications
- Permanently lubricated self-aligning pillow block bearings for trouble-free & smooth rotation

RETRACTION

- Reliable direct gear drive on motor driven models - **NO CHAIN**
- Bevel gear hand crank with removable handle for compact storage
- See Motor Options Chart

SIGNATURE FEATURES

- Professional grade heavy duty steel construction
- Durable proprietary CPC™ powder coat process
- Rolled edges & ribbed discs provide strength & safety
- Leading 2-year manufacturer's limited warranty
- Made in the U.S.A. - Sold & Supported Worldwide

POSSIBLE FIELDS OF APPLICATION

- Twin Agent Applications
- Fire Suppression
- Offshore Oil Rigs
- Shipyard & Port Operations
- Hydraulic
- Mining Operations
- Aircraft Maintenance
- Petroleum Production Fields

ACCESSORIZE YOUR REEL :: PG 50

- O-Rings & Swivels
- Roller Brackets
- Hoses
- Assorted Reel Accessories

- SUFFIX "X" OPTIONS

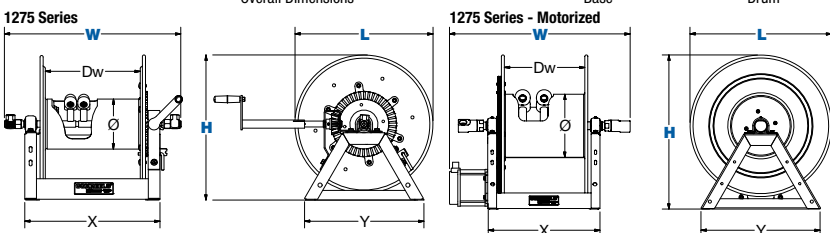
When ordering, substitute the "X" with selection below. Add 5 lbs to ship weight if reel is crated.

SUFFIX	TYPE	DESCRIPTION	ADD ON APRX. LBS*
A	AIR - #4 GAST	COMP. AIR MOTOR	8
E	ELEC. - 12V DC	1/3 HP REV. REV. TYPE	13
EF	ELEC. - 24V DC	1/3 HP REV. REV. TYPE	13
EB	ELEC. - 24V DC	1/2 HP REV. REV. TYPE	26
ED	ELEC. - EXPL. PRF. - 12V DC	1/2 HP REV. REV. TYPE	26
EA	ELEC. - EXPL. PRF. - 115V	1/2 HP REV., AC REV. TYPE	26
H	HYDRAULIC	END PORTED 9/16-18 UNF REV.	6
C	FRONT HAND CRANK	BEVEL GEARED CRANK	3

REEL DIMENSIONS

Technical Data Sheets Available On Website

SIZE INDEX	W			H		L	X	Y		Ø	Dw
	CRANK	ELEC.	AIR / HYD.	CRANK	ELEC.			CRANK	ELEC.		
1	18 7/8"	22 5/8"	19 7/8"	18 5/8"	19 1/8"	17 5/8"	13 3/8"	15 3/8"	16"	6 1/4"	8"
2	22 7/8"	26 5/8"	23 7/8"	18 5/8"	19 1/8"	17 5/8"	17 3/8"	15 3/8"	16"	6 1/4"	12"
3	28 7/8"	32 5/8"	29 7/8"	18 5/8"	19 1/8"	17 5/8"	23 3/8"	15 3/8"	16"	6 1/4"	18"
4	34 7/8"	38 5/8"	35 7/8"	18 5/8"	19 1/8"	17 5/8"	29 3/8"	15 3/8"	16"	6 1/4"	24"
5	-	30 5/8"	27 3/4"	22 7/8"	22 7/8"	20"	19"	18 7/8"	18 7/8"	10 1/2"	13 1/2"
6	-	30 5/8"	27 3/4"	26 1/8"	26 1/8"	24"	19"	20 3/8"	20 3/8"	10 1/2"	13 1/2"
7	-	37"	34 1/4"	26 1/8"	26 1/8"	24"	25 1/2"	20 3/8"	20 3/8"	10 1/2"	20"
8	-	37"	34 1/4"	30 1/16"	30 1/16"	28"	25 1/2"	22 9/16"	22 9/16"	10 1/2"	20"



MOTORIZED

HAND CRANK




COXREELS® 100W Series “Welding” hand crank hose reels are **lightweight, compact and versatile**. Save time and effort while increasing the safety of your work environment. The sturdy “U” shaped frame and all steel construction make this one tough little reel. All listed models are supplied less hose.

100W SERIES MODELS - Oxy-Acetylene welding hose with 9/16” – 18 UNF welding hose fittings

HOSE					LESS HOSE		SIZE INDEX
MODEL	I.D.	FT.	PSI	APRX. LBS.	MODEL	APRX. LBS.	
112W-1-50	1/4"	50	200	28	112WL-1-50	18	1
112W-1-100	1/4"	100	200	37	112WL-1-100	18	2
117W-1-200	1/4"	200	200	68	117WL-1-200	30	3

100WT SERIES MODELS - T Grade welding hose with 9/16” – 18 UNF welding hose fittings

HOSE					LESS HOSE		SIZE INDEX
MODEL	I.D.	FT.	PSI	APRX. LBS.	MODEL	APRX. LBS.	
112WT-1-50	1/4"	50	200	28	112WTL-1-50	18	1
112WT-1-100	1/4"	100	200	37	112WTL-1-100	18	2
117WT-1-200	1/4"	200	200	68	117WTL-1-200	30	3



1275W Series with optional 4-way roller bracket & bevel hand crank

100W Series

COXREELS® 1275W Series hand crank or motorized “Welding” hose reels are **built to manage long lengths of bulky twin line welding hose**. The direct bevel gear drive, low profile outlet riser and open drum slot design are features greatly appreciated by the regular user. Dual brass swivel inlets on each side of the reel assure full flow trouble free performance.

1275W SERIES MODELS - Oxy-Acetylene welding hose with 9/16” – 18 UNF welding hose fittings

HOSE						LESS HOSE		SIZE INDEX
MODEL	GAS	I.D.	FT.	PSI	APRX. LBS.	MODEL	APRX. LBS.	
1275W-3-100-X	Oxy/Act	3/8"	100	200	73	1275WL-3-100-X	45	4
1275W-3-150-X	Oxy/Act	3/8"	150	200	90	1275WL-3-150-X	48	5
1275W-3-250-X	Oxy/Act	3/8"	250	200	126	1275WL-3-250-X	56	6
-	Oxy/Act	3/8"	350	200	-	1275WL-3-350-X	64	7
1275WT-3-100-X	T Grade	3/8"	100	200	73	1275WTL-3-100-X	45	4
1275WT-3-150-X	T Grade	3/8"	150	200	90	1275WTL-3-150-X	48	5
1275WT-3-250-X	T Grade	3/8"	250	200	126	1275WTL-3-250-X	56	6

- SUFFIX “X” OPTIONS

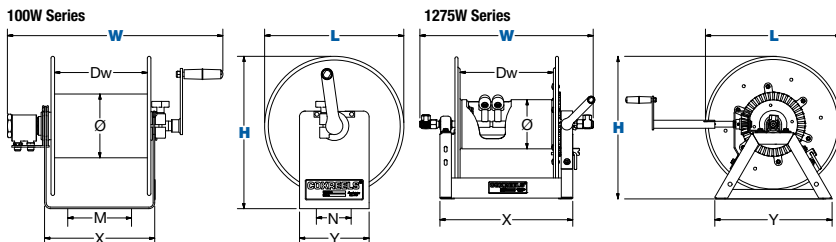
When ordering, substitute the “X” with selection below. Add 5 lbs to ship weight if reel is crated.

SUFFIX	TYPE	DESCRIPTION	ADD ON APRX. LBS
A	AIR - #4 GAST	COMP. AIR MOTOR	8
H	HYDRAULIC	END PORTED 9/16-18 UNF REV.	6
C	FRONT HAND CRANK	BEVEL GEARED CRANK	3

REEL DIMENSIONS Technical Data Sheets Available On Website

SIZE INDEX	W		H		L	X	Y		Ø	Dw
	CRANK	ELEC.	CRANK	ELEC.			CRANK	ELEC.		
1	15 1/4"	-	13"	-	12"	6"	6"	-	5 1/2"	4 1/2"
2	18 3/4"	-	13"	-	12"	9 1/2"	6"	-	5 1/2"	8"
3	18 1/4"	-	18"	-	17"	9 1/2"	6"	-	5 1/2"	8"
4	18 7/8"	19 7/8"	18 5/8"	19 1/8"	17 5/8"	13 3/8"	15 3/8"	16"	6 1/4"	8"
5	22 7/8"	23 7/8"	18 5/8"	19 1/8"	17 5/8"	17 3/8"	15 3/8"	16"	6 1/4"	12"
6	28 7/8"	29 7/8"	18 5/8"	19 1/8"	17 5/8"	23 3/8"	15 3/8"	16"	6 1/4"	18"
7	34 7/8"	35 7/8"	18 5/8"	19 1/8"	17 5/8"	29 3/8"	15 3/8"	16"	6 1/4"	24"

Overall Dimensions Base Drum



100W & 1275W SERIES :: REEL SPECIFICATIONS

100W SWIVEL

- External fluid path with 90° full-flow dual ported brass swivel offering both connections from the same side of the reel
- Swivel seals: VITON®

100W DESIGN & STRUCTURE

- Compact solid one piece, heavy gauge steel “U” shaped frame with open drum design
- Composite bearing for smooth rotation
- Adjustable tension brake to prevent “free-wheeling” during operation, transport or storage
- 9/16” – 18 UNF welding hose fittings

100W RETRACTION

- Direct hand crank rewind

1275W SWIVEL

- Two external fluid paths with machined from solid brass 90° full-flow 3/8” NPT swivel inlets (1 on each side of the reel)
- Swivel Seal: VITON®

1275W DESIGN & STRUCTURE

- All welded steel “A” frame construction for superior reel structure
- Exclusive low profile outlet risers & open drum slot design for flat smooth hose wrap
- Permanently lubricated self-aligning pillow block bearings for trouble-free & smooth rotation

1275W RETRACTION

- Choice of motor or bevel gear hand crank

SIGNATURE FEATURES

- Professional grade heavy duty steel construction
- Durable proprietary CPC™ powder coat process
- Rolled edges & ribbed discs provide strength & safety
- Leading 2-year manufacturer’s limited warranty
- Made in the U.S.A. - Sold & Supported Worldwide

POSSIBLE FIELDS OF APPLICATION

- Manufacturing Plants & Facilities
- Maintenance, Repair & Operations
- Welding / Service Trucks
- Welding Shops
- Automotive & Fleet Maintenance
- Garage Settings
- Pipelines
- Mining, Construction & Railroad Operations
- Marine/Ship Building/ Offshore

ACCESSORIZE YOUR REEL :: PG 50

- O-Rings & Swivels
- Roller Brackets
- Hoses
- Assorted Reel Accessories

MOTORIZED

HAND CRANK



100WCL & 1125WCL SERIES HAND CRANK & MOTORIZED WELDING REELS



1125WCL Series shown with cable

100WCL Series shown with cable

COXREELS® 100WCL Series compact hand crank hose reels are versatile and ideal for electrode and grounding lead applications. Save time and effort while increasing the safety of your work environment. The sturdy “U” shaped frame and all steel construction make this one tough little reel. All listed models are supplied less cable.

100WCL SERIES

LESS CABLE				
MODEL	GAUGE	FT	APRX. LBS.	SIZE INDEX
112WCL-6-20	#2/0	100	19	1
112WCL-6-10	#1/0	100	19	1
112WCL-6-01	#1	150	19	1
112WCL-6-02	#2	165	19	1

COXREELS® 1125WCL Series hand crank or motorized “Welding Cable” reels are great for grounding cable. Save time and effort as you extend the life of your expensive welding cable investment. All electrical components are set inside the drum offering a special narrow width. A stacking bracket is available to create a lead/ground combination in one organized unit.

1125WCL SERIES

LESS CABLE						
MODEL	CABLE TYPE & CAPACITY				APRX. LBS.	SIZE INDEX
	#2	#1	#1/0	#2/0		
1125WCL-6-X	300 ft	250 ft	200 ft	150 ft	38	2
1125WCL-12-X	600 ft	500 ft	400 ft	300 ft	45	3

- SUFFIX “X” OPTIONS

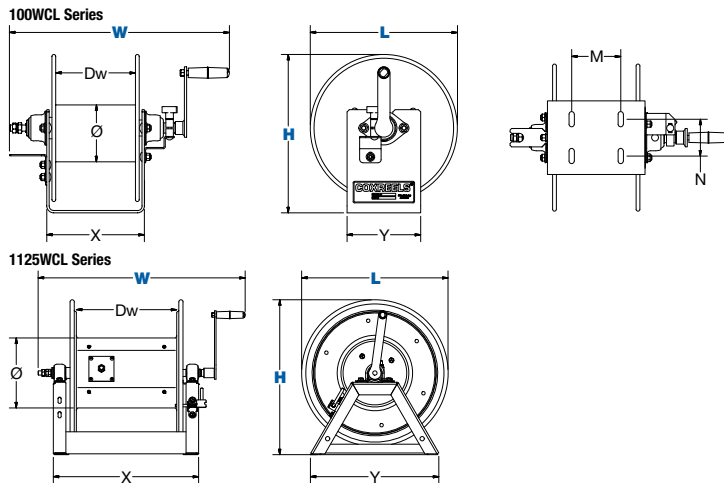
When ordering, substitute the “X” with selection below. Add 5 lbs to ship weight if reel is crated.

SUFFIX	TYPE	DESCRIPTION	ADD ON APRX. LBS*
A	AIR - #4 GAST	COMP. AIR MOTOR	8
EB	ELEC. - 24V DC	1/2 HP REV. REV. TYPE	26
ED	ELEC. - EXPL. PRF. - 12V DC	1/2 HP REV. REV. TYPE	26
EA	ELEC. - EXPL. PRF. - 115V	1/2 HP REV., AC REV. TYPE	26
H	HYDRAULIC	END PORTED 9/16-18 UNF REV.	6
C	DIRECT HAND CRANK	STANDARD HAND CRANK	0

REEL DIMENSIONS

Technical Data Sheets Available On Website

SIZE INDEX	W			H		L	X	Y		Ø	Dw
	CRANK	ELEC.	AIR / HYD.	CRANK	ELEC.			CRANK	ELEC.		
1	18"	-	-	13"	-	12"	8"	6"	-	5-1/2"	6-1/2"
2	18 3/4"	19 7/8"	17 1/4"	18 1/2"	19 1/8"	17 1/2"	11 3/8"	15 3/8"	16"	8-1/2"	6"
3	24 3/4"	25 7/8"	23 1/4"	18 1/2"	19 1/8"	17 1/2"	17 3/8"	15 3/8"	16"	8-1/2"	12"



100WCL & 1125WCL SERIES :: REEL SPECIFICATIONS

100WCL & 1125WCL SLIP-RING

- Drum-located slip ring assembly for simple routine maintenance
- Electrical current runs through a 450 AMP rated slip ring

100WCL DESIGN & STRUCTURE

- Solid one piece, heavy gauge steel “U” shaped frame with open drum design
- Bronze self-lubricated spherical bearings at each end designed for heavy duty applications
- Adjustable tension brake to prevent “free-wheeling” during operation, transport or storage

100WCL RETRACTION

- Direct hand crank rewind

1125WCL DESIGN & STRUCTURE

- Designed for electrode & grounding lead applications
- All welded steel “A” frame construction for superior reel structure
- Narrow width for convenient installation in restricted spaces
- Permanently lubricated self-aligning pillow block bearings for trouble-free & smooth rotation
- Adjustable tension brake to prevent “free-wheeling” during operation
- Long-handled locking pin to secure reel from rotation during transport or storage

1125WCL RETRACTION

- Reliable direct gear drive on motor driven models
- Solid steel direct hand crank with smooth round handle
- See Motor Options Chart

SIGNATURE FEATURES

- Professional grade heavy duty steel construction
- Durable proprietary CPC™ powder coat process
- Rolled edges & ribbed discs provide strength & safety
- Leading 2-year manufacturer’s limited warranty
- Made in the U.S.A. - Sold & Supported Worldwide

POSSIBLE FIELDS OF APPLICATION

- Manufacturing Plants
- Maintenance, Repair & Operations
- Welding / Service Trucks
- Welding Shops
- Pipelines
- Mining, Construction & Railroad Operations
- Marine/Ship Building/ Offshore

ACCESSORIZE YOUR REEL :: PG 50

- Stacking Brackets
- Assorted Reel Accessories
- Roller Bracket



COXREELS® 1125PCL Series professional-grade hand crank and motorized cord reels feature the industry preferred design including a drum-located, easy to access slip ring assembly for simple routine maintenance and a sturdy all-welded “A” frame built to efficiently handle the most demanding of tasks. The unique permanently lubricated and self-aligning pillow block bearings at each end of the drum allow smooth rotation and are specifically designed for rough, heavy-duty applications. These innovative models handle long length of 12/3 Gage or 10/3 Gage SO type power cord.

1125PCL SERIES MODELS

MODEL	LESS CORD					SIZE INDEX
	12/3 SO	10/3 SO	VOLTS	AMPS	APRX. LBS.	
1125PCL-8-X	250'	200'	600	30	35	1
1125PCL-8M-X	250'	200'	600	45	35	1

- SUFFIX “X” OPTIONS

When ordering, substitute the “X” with selection below. Add 5 lbs to ship weight if reel is crated.

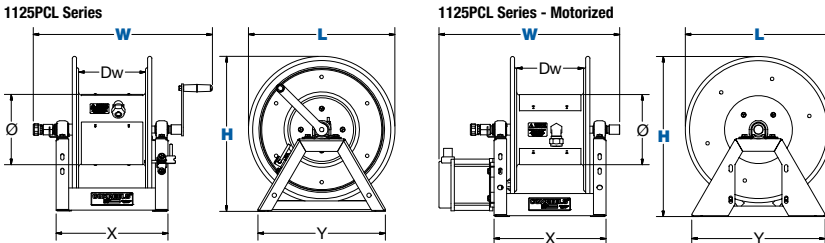
SUFFIX	TYPE	DESCRIPTION	ADD ON APRX. LBS*
A	AIR - #4 GAST	COMP. AIR MOTOR	8
E	ELEC. - 12V DC	1/3 HP REV. REV. TYPE	13
EF	ELEC. - 24V DC	1/3 HP REV. REV. TYPE	13
EB	ELEC. - 24V DC	1/2 HP REV. REV. TYPE	26
ED	ELEC. - EXPL. PRF. - 12V DC	1/2 HP REV. REV. TYPE	26
EA	ELEC. - EXPL. PRF.	115V 1/2 HP REV., AC REV. TYPE	26
H	HYDRAULIC	END PORTED 9/16-18 UNF REV.	6
C	DIRECT HAND CRANK	STANDARD HAND CRANK	3

REEL DIMENSIONS

Technical Data Sheets Available On Website

SIZE INDEX	W			H		L	X	Y		Ø	Dw
	CRANK	ELEC.	AIR / HYD.	CRANK	ELEC.			CRANK	ELEC.		
1	21½"	21½"	187/8"	18½"	191/8"	17½"	133/8"	15¼"	16"	8½"	8"

Overall Dimensions Base Drum




COXREELS® 1125PCL FEATURES



All Internal Components

- Drum-located slip ring assembly with easy access covers for simple routine maintenance.



1125PCL SERIES :: REEL SPECIFICATIONS

SLIP RING

- Drum-located slip ring assembly with easy to access cover for simple routine maintenance
- Available with 30 Amps or 45 Amps, 600 Volt rated slip ring assembly (see chart)

DESIGN & STRUCTURE

- All welded steel “A” frame construction to strengthen the reel structure
- Narrow width for convenient installation in restricted spaces
- Permanently lubricated self-aligning pillow block bearings for trouble-free & smooth rotation
- “Cable Keeper” to prevent the lead cable from whipping or twisting
- Adjustable tension brake to prevent “free-wheeling” during operation
- Long-handled locking pin to secure reel from rotation during transport or storage

RETRACTION

- Reliable direct gear drive on motor driven models - **NO CHAIN**
- Solid steel direct hand crank with smooth round handle
- See Motor Options Chart

SIGNATURE FEATURES

- Professional grade heavy duty steel construction
- Durable proprietary CPC™ powder coat process
- Rolled edges & ribbed discs provide strength & safety
- Leading 2-year manufacturer’s limited warranty
- Made in the U.S.A. - Sold & Supported Worldwide

POSSIBLE FIELDS OF APPLICATION


- Power Tools
- Light Source
- General Industrial
- Manufacturing Plants & Facilities
- Service / Mechanic / Utility Vehicles
- Mining, Construction & Railroad Operations

ACCESSORIZE YOUR REEL :: PG 50

- Roller Brackets
- Assorted Reel Accessories
- Stacking Brackets



SS 100, 1125 & 1175 SERIES STAINLESS STEEL HAND CRANK & MOTORIZED HOSE REELS



COXREELS® SS Series "Stainless Steel" hand crank hose reels have similar features to their related series, but are constructed of high quality electro-polished stainless steel with stainless steel fluid paths. They offer clean, non-corrosive performance in applications that require it, such as food and chemical processing, marinas, and anywhere that rust, corrosion and contamination thrive.

SS 100 SERIES - Hand Crank

LESS HOSE						SIZE INDEX
MODEL	I.D.	O.D.	FT.	PSI	APRX. LBS.	
112-4-75-SS	1/2"	7/8"	75	4000	21	1
117-4-225-SS	1/2"	7/8"	225	4000	31	2
117-5-100-SS	3/4"	1 1/4"	100	4000	36	3

SS100 Series is only available in SS finish

SS 1125 SERIES - Hand Crank & Motor Driven

MODEL	STANDARD CAP			OPTIONAL CAP. Reducer required			INLET SWIVEL & OUTLET RISER	PSI	APRX. LBS.	SIZE INDEX
	I.D.	O.D.	FT.	I.D.	O.D.	FT.				
1125-4-100-X	1/2"	7/8"	100	3/8"	3/4"	140	1/2" F NPT	3,000	36	4
1125-4-200-X	1/2"	7/8"	200	3/8"	3/4"	300	1/2" F NPT	3,000	39	5
1125-5-100-X	3/4"	1 1/4"	100	1/2"	7/8"	200	3/4" F NPT	3,000	42	6
1125-5-200-X	3/4"	1 1/4"	200	1/2"	7/8"	450	3/4" F NPT	3,000	55	7

Designate either SP or SS for choice of finish

SS 1175 SERIES - Hand Crank & Motor Driven

MODEL	STANDARD CAP			OPTIONAL CAP. Reducer required			INLET SWIVEL & OUTLET RISER	PSI	APRX. LBS.	SIZE INDEX
	I.D.	O.D.	FT.	I.D.	O.D.	FT.				
1175-6-100-X	1"	1 7/16"	100	3/4"	1 1/4"	150	1" F NPT	3,000	70	8
1175-6-200-X	1"	1 7/16"	200	3/4"	1 1/4"	300	1" F NPT	3,000	83	9

Designate either SP or SS for choice of finish

MOTOR OPTIONS

When ordering, suffix the model number with selection below. *Add 5 lbs to ship weight if reel is crated

SUFFIX	TYPE	DESCRIPTION	ADD ON APRX. LBS*
A	AIR - #4 GAST	COMP. AIR MOTOR	8
E	ELEC. - 12V DC	1/3 HP REV. REV. TYPE	13
EB	ELEC. - 24V DC	1/2 HP REV. REV. TYPE	26
ED	ELEC. - EXPL. PRF. - 12V DC	1/2 HP REV. REV. TYPE	26
EA	ELEC. - EXPL. PRF.	115V 1/2 HP REV., AC REV. TYPE	26
H	HYDRAULIC	END PORTED 9/16-18 UNF REV.	6
C	FRONT HAND CRANK	BEVEL GEARED CRANK	3

REEL DIMENSIONS

Technical Data Sheets Available On Website

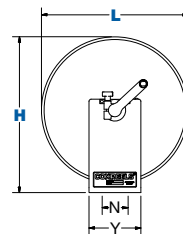
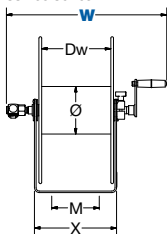
SIZE INDEX	W			H		L	X	Y		Ø	Dw
	CRANK	ELEC.	AIR / HYD.	CRANK	ELEC.			CRANK	ELEC.		
1	22 3/4"	-	-	13"	-	12"	14"	6"	-	5 1/2"	12 1/2"
2	22 3/4"	-	-	18"	-	17"	14"	6"	-	5 1/2"	12 1/2"
3	23 1/4"	-	-	18"	-	17"	14"	6"	-	5 1/2"	12 1/2"
4	19 1/2"	19 3/4"	17"	18 3/4"	19 1/4"	17 5/8"	17 3/8"	15 3/8"	16"	6 1/4"	6"
5	25 1/2"	25 3/4"	23"	18 3/4"	19 1/4"	17 5/8"	17 3/8"	15 3/8"	16"	6 1/4"	12"
6	26 3/4"	26"	23 3/8"	18 3/4"	19 1/4"	17 5/8"	17 3/8"	15 3/8"	16"	6 1/4"	12"
7	38 3/4"	38"	35 3/8"	18 3/4"	19 1/4"	17 5/8"	29 3/8"	15 3/8"	16"	6 1/4"	24"
8	28 1/8"	26"	24 1/2"	26 1/8"	26 1/8"	24"	17"	20 1/8"	20 1/8"	10 1/2"	11 1/2"
9	36 5/8"	34 1/2"	33"	26 1/8"	26 1/8"	24"	25 1/2"	20 1/8"	20 1/8"	10 1/2"	20"

Overall Dimensions

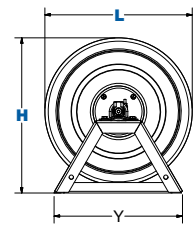
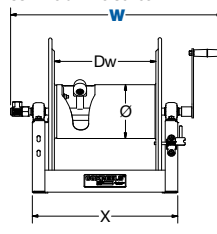
Base

Drum

SS 100 Series



SS 1125 & 1175 Series



SS SERIES - HAND CRANK/ MOTORIZED:: REEL SPECIFICATIONS

SWIVEL

- Non-corrosive external fluid path with machined from high quality stainless steel 90° full-flow NPT swivel inlet
- Swivel Seals: NITRILE Non-Toxic Food Grade Grease

DESIGN & STRUCTURE

- Choice of stainless steel finish includes:
 - "SP" Standard unpolished "as manufactured" stainless steel finish
 - "SS" Electro-polished stainless steel finish
- Each of these reels is built of their standard series with their own unique features & benefits

RETRACTION

- See page 36 for 100 Series features
- See page 40 for 1125 Series features
- See page 41 for 1175 Series features

SIGNATURE FEATURES

- Professional grade heavy duty steel construction
- Durable proprietary CPC™ powder coat process
- Rolled edges & ribbed discs provide strength & safety
- Leading 2-year manufacturer's limited warranty
- Made in the U.S.A. - Sold & Supported Worldwide

POSSIBLE FIELDS OF APPLICATION

- Corrosive Environments
- Hygienic Environments
- Fire Suppression
- Medical Services
- Marine/Docks/Offshore
- Manufacturing Plants & Facilities
- Pulp & Paper Plants
- Food & Chemical Processing Plants
- Bottling Plants
- Dairies
- Meat Packing
- Grocery Stores
- Restaurants & Commercial Kitchens
- Water Treatment & Supply
- Petrochemical
- Food Grade Washdown

ACCESSORIZE YOUR REEL :: PG 50

- O-Rings & Swivels
- Roller Brackets
- Stacking Brackets
- Hoses
- Assorted Reel Accessories



REELS TO MANAGE ALL THAT CAN BE WRAPPED

STORAGE REELS

COXREELS® Storage hand crank and motorized reels have the features demanded by industry professionals. These features include a CNC robotically heavy duty spun and ribbed discs with rolled edges for added strength, safety and durability and a sturdy all-welded "A" frame built to efficiently handle the most demanding storage tasks on either stationary or mobile units. These innovative models were selected from Coxreels standard series to handle long length of various materials including but not limited to hose, collapsible hose, power cord, cable, rope, wire, barbed wire, tape, and chain.

Not all storage reels are listed, please consult factory for more models.

STORAGE MODELS - ALL REELS SUPPLIED LESS HOSE

LESS HOSE/CORD/CABLE										
MODEL	1125 SERIES				1175 SERIES		1185 SERIES		APRX. LBS.	Size index
	1125-4-200-BYXX	1125-4-325-BYXX	1125-5-200-BYXX	1125-5-250-BYXX	1175-6-100-BYXX	1175-6-200-BYXX	1185-2028-BYXX	1185-3328-BYXX		
HOSE, ROPE, CABLE O.D.	1/4"	3,250'	4,875'	6,500'	7,600'	5,600'	9,750'	14,110'	23,250'	
	3/8"	1,475'	2,225'	2,975'	3,450'	2,435'	4,305'	6,100'	10,135'	
	1/2"	810'	1,215'	1,625'	1,900'	1,330'	2,310'	3,375'	5,575'	
	5/8"	525'	775'	1,060'	1,225'	785'	1,400'	2,255'	3,665'	
	3/4"	335'	500'	675'	775'	605'	1,055'	1,400'	2,375'	
	7/8"	235'	360'	475'	575'	395'	670'	1,100'	1,865'	
	1"	175'	265'	350'	410'	285'	515'	770'	1,275'	
	1 1/4"	100'	165'	225'	260'	195'	350'	560'	915'	
	1 1/2"	65'	100'	135'	150'	120'	220'	305'	515'	
	1 3/4"	50'	90'	115'	140'	70'	135'	275'	450'	
	2"	30'	50'	60'	75'	65'	125'	190'	310'	
	2 1/4"	25'	45'	55'	65'	65'	105'	110'	190'	
	2 1/2"	20'	40'	50'	60'	30'	60'	110'	180'	
	2 3/4"	15'	35'	45'	55'	30'	55'	100'	175'	
3"	10'	15'	20'	20'	25'	50'	50'	95'		
LAY FLAT HOSE	1"	200'	290'	380'	475'	350'	640'	930'	1,520'	
	1 1/2"	140'	210'	285'	330'	120'	245'	325'	595'	
	1 3/4"	120'	175'	235'	275'	120'	205'	300'	500'	
	2"	95'	140'	190'	220'	90'	205'	270'	490'	
	2 1/2"	70'	105'	140'	165'	80'	185'	270'	430'	
	3"	55'	85'	110'	130'	70'	160'	240'	280'	
APRX. LBS.	39	48	55	59	70	83	109	169		
Size index	1	2	3	4	5	6	7	8		

MOTOR OPTIONS When ordering, suffix the model number with selection below. *Add 5 lbs to ship weight if reel is crated

SUFFIX	TYPE	DESCRIPTION	ADD ON APRX. LBS*
A	AIR - #4 GAST	COMP. AIR MOTOR	8
E	ELEC. - 12V DC	1/3 HP REW. REV. TYPE	13
EB	ELEC. - 24V DC	1/2 HP REW. REV. TYPE	26
ED	ELEC. - EXPL. PRF. - 12V DC	1/2 HP REW. REV. TYPE	26
EA	ELEC. - EXPL. PRF.	115V 1/2 HP REW., AC REV. TYPE	26
H	HYDRAULIC	END PORTED 9/16-18 UNF REV.	6

REEL DIMENSIONS

Technical Data Sheets Available On Website

SIZE INDEX	W			H		L	X	Y		Ø	Dw
	CRANK	ELEC.	AIR / HYD.	CRANK	ELEC.			CRANK	ELEC.		
1	23 7/8"	25 3/4"	23"	18 3/4"	19 1/4"	17 5/8"	17 3/8"	15 3/8"	16"	6 1/4"	12"
2	29 7/8"	31 3/4"	29"	18 3/4"	19 1/4"	17 5/8"	23 3/8"	15 3/8"	16"	6 1/4"	18"
3	37 1/8"	38"	35 3/8"	18 3/4"	19 1/4"	17 5/8"	29 3/8"	15 3/8"	16"	6 1/4"	24"
4	41 1/8"	42"	39 3/8"	18 3/4"	19 1/4"	17 5/8"	33 3/8"	15 3/8"	16"	6 1/4"	28"
5	24 3/8"	26"	24 1/2"	26 1/8"	26 1/8"	24"	17"	20 1/8"	20 1/8"	10 1/2"	11 1/2"
6	32 7/8"	34 1/2"	33"	26 1/8"	26 1/8"	24"	25 1/2"	20 1/8"	20 1/8"	10 1/2"	20"
7	32 3/8"	34 5/8"	31 7/8"	30"	30"	28"	25 1/2"	24 1/2"	24 1/2"	10 1/2"	20"
8	45 3/8"	47 5/8"	44 7/8"	30"	30"	28"	38 1/2"	24 1/2"	24 1/2"	10 1/2"	33"

Overall Dimensions Base Drum



STORAGE SERIES - REEL SPECIFICATIONS

DESIGN

- Professional grade hand crank & motor driven reels to store & maintain long length of hose, cord, cable, wire, rope, tape, chain & other
- Reels have no swivel & no riser, for storage only (Model with suffix -BYXX)
- Sturdy "A" frame base design

STRUCTURE

- All welded steel "A" frame construction to strengthen the reel structure
- Each of these reels is built on the strength of their standard series with their own unique features & benefits

RETRACTION

- See page 40 For 1125 Series hand crank & motor driven features
- See page 41 For 1175 Series hand crank & motor driven features
- See page 42 For 1185 Series hand crank & motor driven features

SIGNATURE FEATURES

- Professional grade heavy duty steel construction
- Durable proprietary CPC™ powder coat process
- Rolled edges & ribbed discs provide strength & safety
- Leading 2-year manufacturer's limited warranty
- Made in the U.S.A. - Sold & Supported Worldwide

POSSIBLE FIELDS OF APPLICATION

- Hose
- Collapsible Hose
- Power Cord
- Cable
- Rope
- Wire
- Barbed Wire
- Tape
- Chain
- ...and much more

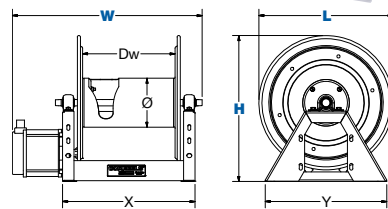
ACCESSORIZE YOUR REEL :: PG 50

- O-Rings & Swivels
- Stacking Brackets
- Roller Brackets
- Hoses
- Assorted Reel Accessories

Mobilize your reel



PG 53



ACCESSORIES *SPRING DRIVEN, HAND CRANK & MOTORIZED REELS*

SWIVELS & O-RING COMPATIBILITY CHART

	Brass	Zinc Plated Steel	Electroless Nickel Plated Steel	Stainless Steel	Aluminum	Melonized Steel
Available Swivel I.D. Female NPT fittings (*BSP fittings available)	1/4"	•	•			•
	3/8"	•	•	•		
	1/2"	•	•	•		
	3/4"	•		•		
	1"			•	•	
	1 1/2"			•	•	•
Available Swivel Seals (Refer to O-Ring Compatibility Chart for desired application)	Buna	•	•	•	•	
	EPDM	•	•	•	•	
	Viton®	•	•	•	•	•
	AFLAS			•	•	

O-RING COMPATIBILITY CHART

Intended as a general guideline only. Users must test under their own operating guidelines to determine suitability. Please consult factory if your application is not listed.

1 = Recommended | 2 = Fair | 3 = Poor | 4 = Unsatisfactory

	ACETYLENE	AIR (-30°F TO +25°F)	AIR (-25°F TO 200°F)	AIR (200°F TO 300°F)	AIR (300°F TO 400°F)	ANTIFREEZE	FUEL OIL / KEROSENE	GREASE (PETROLEUM BASED)	HYDROCHLORIC ACID	MOTOR OIL (PETROLEUM BASED)	NATURAL GAS	NITROGEN	OXYGEN (200°F TO 300°F)	OXYGEN (COLD)	PESTICIDES	STEAM (BELOW 300°F)	STEAM (300°F TO 400°F)	SEA WATER	WATER (UP TO 200°F)
→	1	1	1	3	4	2	1	1	3	1	1	1	4	2	2	4	4	1	1
→	1	1	1	2	4	1	4	4	2	4	4	1	4	2	4	1	2	1	1
→	1	2	1	1	1	2	1	1	1	1	1	2	1	1	2	3	2	2	2
→	1	3	1	1	1	1	2	2	1	2	1	4	2	1	2	3	1	1	



Brass Swivels

CNC machined from solid brass swivels are built for general multi-purpose applications. Configured in a 90 degree fluid path with full flow designed. Working pressure up to 3000 PSI & -40°F to 400°F*.



Zinc Plated Steel Swivels

Machined from strong low carbon steel and configured in a 90 degree fluid path with full flow designed. Zinc plated steel swivels are recommended for non-corrosive applications. Working pressure up to 5000 PSI & -40°F to 400°F*.



Electroless Nickel Plated Steel Swivels

Machined from strong low carbon steel and configured in a 90 degree fluid path with full flow designed. Nickel plated steel swivels are recommended for mildly corrosive applications. Working pressure up to 4000 PSI & -40°F to 400°F*.



Stainless Steel Swivels

Machined from high quality, pure 316 stainless steel and configured in a 90 degree fluid path with full flow design. Stainless steel swivels offer superior corrosion protection. Working pressure up to 5000 PSI & -40°F to 400°F*.



Aluminum Swivels

Machined from lightweight aluminum and configured in an in-line fluid path with full flow design. Working pressure up to 600 PSI & -40°F to 400°F*.



Melonized Steel Swivels

Configured in a 90 degree fluid path with 1/4" ports, melonized steel swivels are used for hydraulic applications. Working pressure up to 10,000 psi & -5°F to 400°F*.

*Temperature rating depends on the seal type selected

HOSE UPGRADES

Nitrile Hose

Premium high quality, oil resistant, multi-purpose hose that is excellent for air and water service and many other chemical applications. The high tensile textile cord reinforcement provides excellent kink resistance. This industrial grade hose exceeds RMA Class A-High Oil Resistance requirements. Electrically non-conductive with a minimum resistance of one megohm per inch at 1000 volts DC. Temperature Range: -20°F to +212°F.

SUFFIX	TUBE MATERIAL	COVER	REINFORCEMENT BRAIDS	I.D.	O.D.	PSI	WEIGHT (LBS/FT.)
OG	Black Nitrile	Black Neoprene	2 Textile Spirals	1/4"	1/2"	300	0.12
OG	Black Nitrile	Black Neoprene	2 Textile Spirals	3/8"	1 1/16"	300	0.17
OG	Black Nitrile	Black Neoprene	2 Textile Spirals	1/2"	27/32"	300	0.26
OG	Black Nitrile	Black Neoprene	4 Textile Spirals	3/4"	1 5/32"	300	0.39

EPDM Hose

Versatile general purpose hose that is excellent for air and water service and many agricultural chemical transfer applications. The EPDM tube and cover resists heat, sunlight, ozone and weathering. The high tensile textile cord reinforcement provides excellent kink resistance. This industrial grade hose exceeds RMA class C medium oil resistance requirements. Temperature Range: -40°F to +212°F. ***NOT SUITABLE FOR THE TRANSFER OF PETROLEUM PRODUCTS.**

SUFFIX	TUBE MATERIAL	COVER	REINFORCEMENT BRAIDS	I.D.	O.D.	PSI	WEIGHT (LBS/FT.)
RH	Black EPDM	Red EPDM	2 Textile Spirals	1/4"	1/2"	300	0.12
RH	Black EPDM	Red EPDM	2 Textile Spirals	3/8"	1 1/16"	300	0.17
RH	Black EPDM	Red EPDM	4 Textile Spirals	1/2"	27/32"	300	0.25
RH	Black EPDM	Red EPDM	4 Textile Spirals	3/4"	1 5/32"	300	0.37

DEF Hose

DEF dispensing hose with stainless steel fittings is designed to convey the high-purity, aqueous urea solution DEF (Diesel Exhaust Fluid). Hose tube compound is specially formulated with low extraction EPDM and peroxide cured to provide superior extraction levels to significantly reduce contamination that can clog a selective catalytic reduction (SCR) system and stop diesel engine of a vehicle. Verified to meet ISO 22241-1. Temperature Range: -40°F to +257°F. Available in 25' & 50' lengths

SUFFIX	TUBE MATERIAL	COVER	REINFORCEMENT BRAIDS	I.D.	O.D.	PSI	WEIGHT (LBS/FT.)
DF	Peroxide cured, low extraction, EPDM	Peroxide cured, low extraction, EPDM	Polyester braid	3/4"	1 1/8"	300	0.30

*Stainless steel swivel with Viton® seals is required for DEF applications. **Consult factory for different hose length.

ADAPTORS & REDUCERS



Adaptors are used where the size of the connection device is larger than, or of an equivalent size, to the entry thread of the enclosure.

Reducers are used where the thread size of the entry device is smaller than the entry thread of the enclosure

REDUCERS

PART NO.	END FITTING	DESCRIPTION	PSI
10780	NPT	3/8" NPT-Female x 1/4" NPT-Male	300 MAX
7541	NPT	1/2" NPT-Male x 1/4" NPT-Female	150 MAX
7545	NPT	1/2" NPT-Male x 3/8" NPT-Female	200 MAX
7845	NPT	1" NPT-Female x 1/2" NPT-Female	3,000 MAX
7845-1	NPT	1" NPT-Male x 3/4" NPT-Female	3,000 MAX
1578	NPT	1 1/2" NPT-Male x 1 1/4" NPT-Female	300 MAX

ADAPTORS

PART NO.	END FITTING	DESCRIPTION	PSI
10781	GHT	1/2" NPT - Female x 3/4" Garden - Male	250 MAX
10782	GHT	1/2" NPT - Male x 3/4" Garden - Male	250 MAX
10783	GHT	3/4" NPT - Male x 3/4" Garden - Male	250 MAX
10784	NPT	1" NPT - Male x 1" NPT-Male	4,000 MAX
7540	NPT	1/2" NPT - Male x 3/4" NPT - Female	6,000 MAX
7540-1	NPT	1/2" NPT - Male x 1/4" NPT - Female	6,000 MAX
7765-1	NST	1" NPT - Male x 1" NST - Male	300 MAX
7765-2	NST	1 1/2" NPT - Male x 1 1/2" NST - Male	300 MAX
7817	JIC	1/2" NPT - Male x 7/16-20 (-5) JIC	4,000 MAX
7818	JIC	3/8" NPT - Male x 1/2-20 (-4) JIC	4,000 MAX
7821	BSP	1/2" -14 NPT - Male x 1/4" 19 BSP - Female	4,500 MAX
7848	NPT	1/2" - 14 NPT - Male x M14 1 1/2" Female	6,000 MAX
8165	Victaulic	2" NPT - Male x Victaulic	1,000 MAX




SPRING DRIVEN



MOTORIZED

HAND CRANK


MOUNTING & ROLLER BRACKETS

PART NO.	REEL SERIES									
	P	SH, MP & HP	T	C	EN	PC	P-W & SHW	P-WC	Alumi-Pro®	Nitro-Pro®
 Swing Bracket For vertical surface mounting, allows reel to swing 180°. Powder coated crinkle black 3/16" steel. Weight: 5 lbs.	15720	•	•			•	•	•	•	•
15725			•	•						
 Swivel Bracket For horizontal surface mounting, ball bearing rotation, allows reel to swivel 345°. Powder coated crinkle black heavy gauge steel. Weight: 6 lbs. NOT FOR USE IN CEILING APPLICATIONS.	15721	•	•	•	•	•	•	•	•	•
 EZ-Up Bracket Reel easily slides in & out for easy overhead mounting. Use as an alternative to the #MR-1. Must be ordered with #15724 for "I" or "H" beam installations. Weight: 6.5 lbs.	15723	•	•	•	•	•	•	•	•	•
 EZ-Up "I" or "H" Beam Adapter Must be ordered with #15723. Powder coated crinkle black, all steel construction. Weight: 5 lbs.	15724	•	•	•	•	•	•	•	•	•
 Mounting Bracket For overhead mounting, fits 3" to 8 1/2" flange on "I" or "H" beam. Powder coated crinkle black 3/16" bent steel. Weight: 13 lbs.	MR-1	•	•			•	•	•	•	•
MRT-1			•	•						
 4-Way Roller Bracket Heavy gauge steel, powder coated Corexels blue (4RB) Available in stainless steel (4RB-SS). Weight: 1 lbs.	4RB 1/4"-3/4"	•	•	•	•	•	•	•	•	•
4RB-SS 1/4"-3/4"		•	•	•	•	•	•	•	•	•


S SERIES MOUNTING & ROLLER BRACKETS

PART NO.	S SERIES MODELS			
	SR13 & SL13	SR15 & SL15	SR17 & SL17	SR19 & SL19
 Dual Side Mount Bracket Heavy gauge steel, powder coated crinkle black. Weight: 5 lbs.	15726-13	•		
15726-15		•		
15726-17			•	
15726-19				•
 Single Side Mount Bracket Heavy gauge steel, powder coated crinkle black. Weight: 2 lbs.	SMB1	•	•	
SMB2			•	
SMB3				•


PVC INLET HOSE ASSEMBLIES

PART NO.	FITTINGS	I.D.	LENGTH	PSI
 5150-1.5	1/4" Male x Female NPT	1/4"	18"	300
5153-1.5	3/8" Male x Female NPT	3/8"	18"	300
5154-1.5	1/2" Male x Female NPT	1/2"	18"	300
5155-1.5	3/4" Male x Male NPT	3/4"	18"	300
5224-1.5	3/8" Male x Male NPT	3/8"	18"	3000
5256-1.5	1/2" Male x Male NPT	1/2"	18"	2500
5290-1.5	3/4" Male x Male NPT	3/4"	18"	1500
5304-1.5	1/4" Male x Male NPT	1/4"	18"	5000
5336-1.5	3/8" Male x Male NPT	3/8"	18"	4000
15717	Garden 3/4" NPTM (w/Part #10781) x 3/4" NP	3/4"	48"	300
5423-1.5	Twin Grade R 1/8" NPTM x BB 9-16 UNF	1/4" Twin	18"	200
5424-1.5	"T" Grade Twin Grade R 1/8" NPTM x BB 9-16 UNF	1/4" Twin	18"	200


90° ELBOWS

PART NO.	FITTING THREAD	I.D.	PSI
 6088	Brass LP Male x Female NPT	1/4"	300
208	Brass LP Male x Female NPT	3/8"	300
222	Brass LP Male x Female NPT	1/2"	300
385	Brass LP Male x Female NPT	3/4"	300
500	Steel MP Male x Female NPT	3/8"	3000
1671	Steel MP Male x Female NPT	1/2"	3000
15014	Steel MP Male x Female NPT	3/4"	1250
616	Steel HP Male x Female NPT	1/4"	5000
617	Steel HP Male x Female NPT	3/8"	5000

HOSE STOPS & GUARDS


HOSE STOPS PART NO.	HOSE GUARD PART NO.	HOSE		OVERALL
		I.D.	O.D.	
 131	237-1	1/4"	1/2"	2 1/2"
633	237-1	1/4" Twin Line		3 1/2"
131-3	237-1	3/8"	2 1/32"	2 1/2"
131-4	398-1	1/2"	3/4"	2 1/2"
254	-	1/2"	3/4"	3 1/2"
430	398-1	3/4"	1"	3 1/2"
20214	-	1"	1 9/16"	5"
20215	-	1 1/4"	1 11/16"	5"
20216	-	1 1/2"	2 1/16"	5"
20217	-	2"	2 9/16"	5"

BEND RESTRICTORS

ADD SUFFIX	I.D.	DESCRIPTION	PSI
 -BxB	1/4"	Black PVC Bend Restrictor	
-BxB	3/8"	Black PVC Bend Restrictor	
-BxB	1/2"	Black PVC Bend Restrictor	

Designed to limit the degree of bending without compromising the integrity of the hose assembly while also preventing the hose-end from kinking, excessive wearing, and tearing.

QUICK DISCONNECTS

PART NO.	I.D.	DESCRIPTION	CONNECTION	PSI
 10759-1	1/4"	Quick Disconnect	NPT (F)	300
10759-2	3/8"	Quick Disconnect	NPT (F)	300





Quick disconnect couplings thread onto end of hose fitting to provide fast, leak-proof connections for low pressure hose lines. Conveniently connect, interchange, and secure pneumatic tools or other spraying devices to any air, water, chemical or other hose lines.

SPRING DRIVEN

ACCESSORIES *HAND CRANK & MOTORIZED REELS*



ROLLER BRACKETS

4-WAY ROLLER BRACKETS

	PART NO.	AVAILABLE FOR SERIES				
		1125	1175	1185	1195	1275
 <p>Top Rewind 4-way enclosed pinch-proof stainless steel rollers are 1" in diameter supported by powder coated steel brackets. Specify drum width. Weight: 10 lbs.</p>	15353*	•				•
	15355* 1275W-C					•
	15357*		•			
	15368* 28" disc size					•
	15368-1* 32" disc size					•
	15369* 24" disc size				•	
 <p>Top Rewind CEILING MOUNT APPLICATIONS 4-way enclosed pinch-proof stainless steel rollers are 1" in diameter supported by powder coated steel brackets. Specify ceiling mount & specify drum width. Weight: 10 lbs.</p>	15358*	•				•
	15356*		•			
 <p>Bottom Rewind 4-way enclosed pinch-proof stainless steel rollers are 1" in diameter supported by powder coated steel brackets. Specify drum width. Weight: 10 lbs.</p>	15354*	•				•
	15037*		•			
	15370-1*				•	
	15370*					•
 <p>Top Rewind Extension 4-way enclosed pinch-proof stainless steel rollers are 1" in diameter supported by powder coated steel brackets. Specify drum width. Weight: 10 lbs.</p>	15353-P*	•				


*Add drum width dimension as the suffix to the part number
EXAMPLE: An 1125-4-200 reel drum width is **12"**. Order part number: 15353-12

3-WAY ROLLER BRACKET ASSEMBLIES

	PART NO.	AVAILABLE FOR SERIES			
		1125	1175	1185	1275
 <p>Top Rewind 3-way open spool roller assembly with 1.5" chrome-plated machined steel spools and 1.5" stainless steel tubing bottom roller and powder coated steel brackets. Specify drum width. Weight: 14 lbs.</p>	15359*	•			•
	15360* 24" disc size			•	•
	15361* 28" disc size				•
 <p>Bottom Rewind 3-way open spool roller assembly with 1.5" chrome-plated machined steel spools and 1.5" stainless steel tubing bottom roller and powder coated steel brackets. Specify drum width. Weight: 14 lbs.</p>	15362*	•			•
	15363* 24" disc size			•	•
	15364* 28" disc size				•




*Add drum width dimension as the suffix to the part number
EXAMPLE: An 1125-4-200 reel drum width is **12"**. Order part number: 15359-12

1125 SERIES STACKING BRACKET



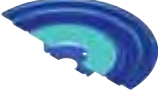


	PART NO.	AVAILABLE FOR SERIES	
		1125	1125WCL
 <p>Top Rewind Stack your 1125 Series reels for double the storage in the same work area. Powder coated crinkle black, steel construction. Weight 6 lbs.</p>	7480	•	•

*Add drum width dimension as the suffix to the part number
EXAMPLE: An 1125-4-200 reel drum width is **12"**. Order part number: 7480-12

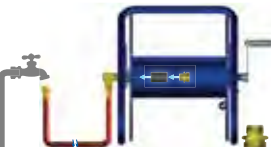
HOSE GUIDES

	PART NO.	AVAILABLE FOR SERIES		
		1125	1175	1185
 <p>Pivoting Hose Guide Heavy gauge powder coated steel arm & pivot mount w/5 locking positions. Stainless steel enclosed 4-way roller system and zinc plated axle for non-corrosive performance. Specify drum width. (For motor options E & ED only). Weight: 17 lbs.</p>	15732 Top Return	•		
	15733 Bottom Return	•		
 <p>Pivoting Hose Guide HD Heavy gauge powder coated steel arm & pivot mount w/5 locking positions. Large 1" diameter pivot shaft. Sealed precision bearings support pivot shaft & chrome-plated billet aluminum guide rollers. Specify drum width. (For motor options E & ED only). Weight: 17 lbs.</p>	15728 Bottom Return		•	•
	15729 Top Return		•	
	15730 Top Return			•
 <p>Sliding Hose Guide 4-way, solid black delrin roller assembly, smooth tapered handle, non-corrosive zinc plated solid rods, heavy gauge "CPC" powder coated steel framing, specify drum width. Weight: 8 lbs.</p>	15734	•		
















MODEL UPGRADES & ADDITIONS

	PART NO.	AVAILABLE FOR SERIES				
		1125	1175	1185	1195	1275
 <p>Spring Loaded Lock Pin The spring-loaded lock pin assembly is designed to lock and secure the reel, even in mobile conditions over rough terrain</p>	20843	•	•	•	•	•
	7406	•				
 <p>Gear Guards Guards beveled gears or chain and sprocket from dirt and foreign matter, while also protecting operator from injury.</p>	7700 24" disc size		•			
	8176				•	
	8176-1 24" disc size				•	
	8176-2 28" disc size				•	
 <p>Brawny Reel Upgrade Available for 1125 Series for 3,000 PSI (BX-) or 5,000 PSI (BH-) - 10 gauge plates welded into each disc to keep them from bowing. - Prevents deformation and eventual crushing of the drum that can be caused by hose pressure - The center drum has been thickened from 16 ga to 14 ga.</p>	Prefix model BX-	•				
	Prefix model BH-	•				
 <p>High Temperature Drag Brake For 1/2" models</p>	7429-1-4	•				
	7429-1-5	•				
 <p>Wand Holder - Lightweight aluminum construction with black CPC™ powder finish. - 24" long with a 1.6" diameter, ideal to store pressure washing guns and other spraying devices. - Left, right, front and rear sides mount configuration.</p>	15735	•				



GARDEN HOSE KIT

	PART NO.	AVAILABLE ON
		1/2" Plumbing On Any Reel
 <p>Garden Hose Kit You are able to connect any hose to a reel with 1/2" plumbing. You will be able to use any garden hose for everything from watering plants to washing your car. Kit includes: NPT to garden hose adaptor & adaptor hose.</p>	15717	•



SPEED CONTROLLERS FOR MOTORIZED MODELS

	PART NO.	MOTOR OPTIONS				
		E	EB	ED	EA	EF
 Explosion Proof Stationary Push Button Switch For 12V D.C. applications, must be used with solenoid. Cast 3/4" N.P.T. hub inlet	20882	•				
 Vapor Proof Junction Box Includes box cover and gasket, has three 3/4" N.P.T. hubs	20883	•	•	•	•	•
 General Purpose Reversing Switch For direct starting and reversing of A.C. rewind motor	15210				•	
 Sealed Push Button Switch Weather proof, dust proof momentary contact. To be used with solenoid	20876	•	•	•	•	•
 Solenoid Relay 12V D.C. for activating motor	20877	•		•		
 Circuit Breaker 50 amp automatic reset, circuit breaker. A circuit breaker is recommended for all 12V D.C. explosion proof motors	20878	•		•		
 Switch Box (Includes #20876, #20877, & #20878 and all parts needed to assemble the entire switch box) - Casing is powder coated crinkle black	8281	•		•		
 115/230 AC/Volt Variable Speed Controller 10-amp fuse • On/off push button switch • Forward/reverse feature	20875				•	
 115/230 AC/Volt Variable Speed Controller 10-amp fuse • On/off push button switch	20874				•	
 115/230 AC/Volt Variable Speed Controller 10-amp fuse	20873				•	
 12 Volt DC Electric Motor Variable Speed Controller On/off push button switch • Relay, 50-amp circuit breaker • Forward/reverse feature	20872	•		•		
 12 Volt DC Electric Motor Variable Speed Controller On/off push button switch • Relay, 50-amp circuit breaker	20871	•		•		
 12 Volt DC Electric Motor Variable Speed Controller	20870	•		•		
 Electric Motor Speed Controller For AC motors	20868				•	
 Electric Motor Speed Controller For DC motors	20869	•	•	•		•


SPEED CONTROLLERS FOR MOTORIZED MODELS

	PART NO.	MOTOR OPTIONS	
		A	AB
 Control Valve Control valve for No. 4 Gast Air Motor available upon request	15212	•	
 Control Valve Control valve for No. 6 Gast Air Motor available upon request	15212-1		•

PORTABLE HOSE REEL CART

	PART NO.	AVAILABLE FOR SERIES				
		1125	1175	1185	1275	
 Portable Cart Steel round handle detaches for compact storage. Steel front legs with rubber feet prevent sliding. High grade ball bearings with hardened cup. 1/2" diameter steel axle. Solid 8" rubber tires. For 8" semi-pneumatic tires order model #PRP. Weight: 17 lbs.	PR-1125-6 1125-4-100 1125-5-50	•				
	PRP-1125-6 1125-4-100	•				
	PR-1125-12 1125-4-200 1125-4-200-BYXX 1275-4-100	•			•	
	PRP-1125-12 1125-4-200 1125-4-200-BYXX 1275-4-100	•			•	
	PR-1175-11 1175-6-100 1175-6-100-BYXX 1185-1125		•	•		
	PRP-1175-11 1175-6-100 1175-6-100-BYXX 1185-1125		•	•		
	PR-1175-15 1175-6-150 1185-1524		•	•		
	PRP-1175-15 1175-6-100 1185-1524		•	•		
	 Carry Handles Easily bolts to "A" frame making the reel portable. 1" tube steel construction. Powder coated crinkle black. Weight: 8 lbs.	PR-1125-HC	•			

SM SERIES MOUNTING BRACKET

	PART NO.	AVAILABLE ON
		SM
 Mounting Bracket Pivoting base for wall mounting only. Heavy gauge steel construction, powder coated crinkle black. Includes rigid arm with 8-position locking pivot base. Weight: 8 lbs.	SMK-202	•

DISTRIBUTORS MERCHANDISING DISPLAY

Coxreels Point of Purchase Merchandising Display is a proven "Sales Generator."

INCLUDES: Heavy-duty powder coated steel display rack, full color product specific hang tags, tri-fold brochures with mountable tri-fold holder & full-color display banner!

- Safe & Simple Demonstration Tool
 - Creates Visual Impulse Purchases
 - Mix & Match Up To Four Coxreels Models
 - Durable Crinkle Black Powder-Coat Finish
 - Adjustable Leveling Feet To Prevent Rocking
 - Fast & Easy To Assemble
 - No Additional Parts Necessary
 - Offered Exclusively By Coxreels
- Dimensions: 27" W x 58" H x 24" D
Weight: 50 lbs

To get a P.O.P. display working for you, call Coxreels Customer Service Department at 1-800-269-7335 and order yours today!



CUSTOMIZE YOUR REEL

FROM CONCEPT TO COMPLETION

CUSTOMIZE YOUR REEL WITH COXREELS CUSTOM PRODUCTS:

Our engineering capabilities and manufacturing processes allow us to design and build top quality products for any conceivable application where reels are needed.

- Customize fluid paths/axes or create custom brackets, mounts, and accessories.
- Integrate with your specific hardware, systems, or devices.
- Modify drums, add divider disks, manipulate openings, or integrate hose handling devices.
- Combine features of various reel model lines, creating your own hybrid reel.
- Create custom retraction systems.
- Increase temperature and pressure capabilities, or multiply fluid paths.
- The possibilities are only limited by your imagination!



CPs & CCRs :: Coxreels offer two types of custom products. CCRs and CPs each offer specific benefits to our customers.

CCRs or Cox Custom Reels are custom reels assembled out of existing components. CCRs allow customers to combine features of various reels and create completely new reel lines. CCRs range from simple request of swivel size changes and hose combinations to a new dual hose side mount reel built by combining our MPD-N-430 with the mounting of a SG17-430.

CPs or Custom Products are custom reels that fall into a more demanding category that allows customers to request completely custom components and assemblies specific to their application. CPs include simpler items like custom powder coat colors and new special hoses and also more complex requests in the vein of new interfacing brackets and frames, or divider disks and even new mounting bases. CPs allow OEMs, factories, and industry specific companies to get a leg up on their competition by having a reel incorporated into their product or service only available to them. Match the right color, incorporate your own drive system, or develop a new product just for you!

POWDER COAT OPTIONS*



To add any of these options to your designated reel simply add the option number to the suffix of the model number. 3 digit suffix for spring driven or 4 digit suffix for hand crank & motorized models. Consult factory for custom color match.

To order a 1125-4-200 with green color, simply suffix the option model number on the reel model number Example: 1125-4-200-NXXX

To order a P-LP-350 with black color, simply suffix the option model number on the reel model number Example: P-LP-350-KXX

*Minimum quantity & or dollar amount may apply

POPULAR OPTIONS TO CUSTOMIZE YOUR REEL


To add any of these options to your reel simply suffix the option number after the model number. Consult factory for more options.

for SPRING DRIVEN REELS

- “-BVX” ... Change to Viton® seals
- “-BAX” ... Change to stainless steel fluid path & nitrile seals
- “-BBX” ... Change to stainless steel fluid path & Viton® seals
- “-BWX” ... Change to stainless steel swivel with food grade seals & non-toxic grease
- “-BxB” ... Add bend restrictor to hose
- “-BXC” ... Add Constant Tension (No latching mechanism)

for HAND CRANK & MOTOR DRIVEN REELS

- “-BVXX” ... Change to Viton® seals
- “-BAXX” ... Change to stainless steel fluid path & nitrile seals
- “-BBXX” ... Change to stainless steel fluid path & Viton® seals
- “-BDXX” ... Change to stainless steel swivel with food grade seals & non-toxic grease
- “-BXCX” ... Top 4-way rollerbracket



To order a P-LP-350 with a bend restrictor simply suffix the option model number on the reel model number Example: P-LP-350-BXB

2 YEAR WARRANTY

Products manufactured by Coxreels are warranted for a period of two years from the date of sale to original purchaser. If within such warranty period any such equipment is proved, to Coxreels' satisfaction, to be defective, Coxreels shall be liable for the repair or, at Coxreels' option, replacement when the product is returned, freight prepaid, to Coxreels' plant or a Coxreels' service dealer. Coxreels' obligation hereunder shall be confined to such repair or replacement and shall be further conditioned upon Coxreels receiving written notice of any alleged defect within ten days after its discovery. Coxreels assumes no responsibility for improper choice of models or where products are used in excess of rated capacities and design functions, or under abnormal conditions. We make available a free engineering service to help with any product selection, application or problem.

Warranty is void if the product or any part thereof has been tampered with, altered, or repaired by other than authorized service personnel. Coxreels' responsibility ceases upon delivery to any common carrier, and we do not, unless previously instructed, insure shipments beyond point of delivery to such carrier. Any products, components or accessories that are not manufactured by Coxreels and are supplied by other manufacturers are subject to their respective guarantees or warranties. Certain products will carry their own warranties. Equipment specially built to customers' specifications and requirements is not subject to cancellation nor returnable for credit under any condition. We reserve the right to modify or alter materials, dimensions, design and construction, when necessary, to improve performance.

RETURN POLICY

- No material will be accepted for return without written authorization by the factory, and a return goods authorization number assigned. Materials must be returned prepaid. A 20% restocking fee and a \$5.00 repacking charge normally applies. No material will be accepted for a credit after one year from the date of purchase. Custom products and special orders are not returnable.

STATEMENT OF HOSE APPLICATIONS

Coxreels does not manufacture any hose. All hose supplied by Coxreels is selected from reliable commercial sources and is recommended for application on the basis of data supplied by the manufacturer. Coxreels assumes no responsibility for any other application or use. Hose supplied by Coxreels carries the warranty as listed by the manufacturer (90 days).

TERMS

- Net 30 days on approved credit • Minimum billing \$25.00
- Service charge 11/2% on past due accounts

FREIGHT

- F.O.B. Factory • Our responsibility ceases upon delivery to common carrier. Consignee must file claim for shortage and damaged freight with the carrier.

DELIVERY

- Most standard items are shipped in five - ten business days or less. Consult customer service for availability.



Coxreels' Customer Service - 1.800.269.7335

Call and request a Returned Merchandise Authorization# (RMA #). Warranty claims must be made by authorized Coxreels distributors. Be prepared to give the following information: product model number, serial number and purchase invoice number.

- Replacement parts ordered will be invoiced to your account.
- Once given an RMA #, you must write it on all boxes and paperwork. Coxreels will not accept your return without an RMA #.
- Upon receiving the return, if it is determined to be covered under warranty, a credit memo will be issued and mailed to you for your records.



SAFETY FIRST



PLEASE REVIEW ALL SAFETY INFORMATION BEFORE CHOOSING & USING ALL EQUIPMENT

SERIOUS INJURY, DEATH & DESTRUCTION OF PROPERTY can result from improper selection or improper use of products described in this catalog. Since COXREELS has no control over the number and variety of applications for which its products may be purchased or the conditions under which they may be used, COXREELS liability on any claim, whether in contract, tort (including negligence), or otherwise, for any loss or damage shall in no case exceed the price paid for product or any part thereof which give rise to claim. However, the general information contained herein shall allow the customer to select and assume all responsibility for product acceptability and fitness for specific applications. As always, COXREELS technical assistance and support is available for your convenience.



WARNING - USER RESPONSIBILITIES

The customer, installer, and end users shall, through analysis and testing, assume sole **responsibility in making the final selection of reels and accessories**. Furthermore, these parties shall hold COXREELS harmless for all liability, claims, suits, and expenses incurred. These parties shall ensure training, performance, endurance, routine inspections, maintenance, safety precautions and warnings regarding the application are enforced at all times. COXREELS is not responsible for use of products in excess of rated and recommended capacities, design functions, or abnormal conditions.



CAUTION - PROPER SELECTION OF ACCESSORIES

Coxreels offers a wide variety of accessory items and optional features for its reels. It is the sole responsibility of the customer, installer, and end users to **ensure that the proper items and features have been selected** to fit the application. Consult with Coxreels technical support for available accessories and optional features which will help you to keep your product safe in its environment. These items may include mounting brackets, guards, guides, and electrical components.



WARNING - FOLLOW INSTRUCTIONS

The customer, installer, and end users shall ensure that all potential users of these products receive **continual training** and access to all relevant **product manuals and safety instructions**. This information should be thoroughly reviewed prior to installation, stored and reviewed continually during use of the product. Coxreels assumes no responsibility for fitness of installation and continued use in specific applications. Any overhead installations should be such that the reel is not supported solely by bolts under tension. A safety chain or cable is necessary to eliminate potential for damage or personal injury.



IMPORTANT - FOLLOW GOOD MAINTENANCE PRACTICES

When receiving your products, **establish a program** for inspection, testing, and periodic replacement of worn items depending on factors such as; severity of application, frequency of equipment use, and past performance indicators. Use **only properly trained** persons to perform these duties. Update training periodically. **Document** the maintenance, inspections, and testing of products. **Never allow** an improperly functioning reel or accessory product to be put into use.

Documented inspections shall include in part, pressurized units, swivel joints, hose, hose fittings, cable, mounting hardware, roller guides and any such moving parts. Never allow the use of hoses or cables other than what is intended in the design of the reel. Changes in diameter, weight, length, or flexibility can affect the function and may cause damage or personal injury. Consult specific product manuals, or factory, with any questions regarding proper maintenance practices.

The use of any replacement components other than those provided by Coxreels is prohibited. Coxreels shall be held harmless from any improper selection of such components which may affect function and overall safety of the product.

NOTE: All designs, specifications, and dimensional data contained in this book are subject to change without notice. No additional warranties, express or implied, including warranties of merchantability for fitness for a particular purpose, are created by the descriptions and depictions of the products on in this book.





COXREELS®



CORPORATE HEADQUARTERS:

Tempe, Arizona USA

Phone: 480.820.6396 Fax: 480.820.5132

Toll Free: 800.COX.REEL Toll Free Fax: 800.229.REEL

www.coxreels.com info@coxreels.com



INTERNATIONAL:

EUROPE / MIDDLE EAST / AFRICA

Phone: +44 (0) 1536 464 990

Fax: +44 (0) 1536 464 999

www.crireels.com sales@cireels.com